

# RF TRANSFORMER

## Low Profile Transformer for Wideband RF Applications



- Ⓜ Miniature surface mount package
- Ⓜ Under .098" tall; meets PCMCIA requirements
- Ⓜ Excellent insertion loss

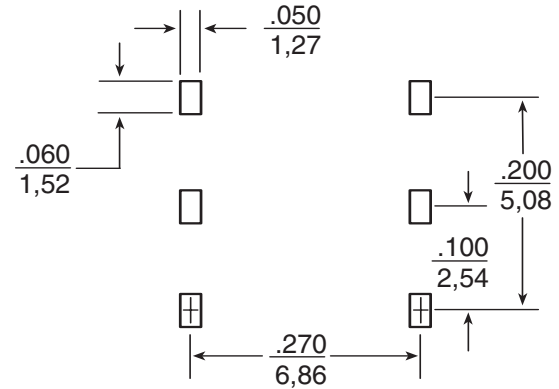
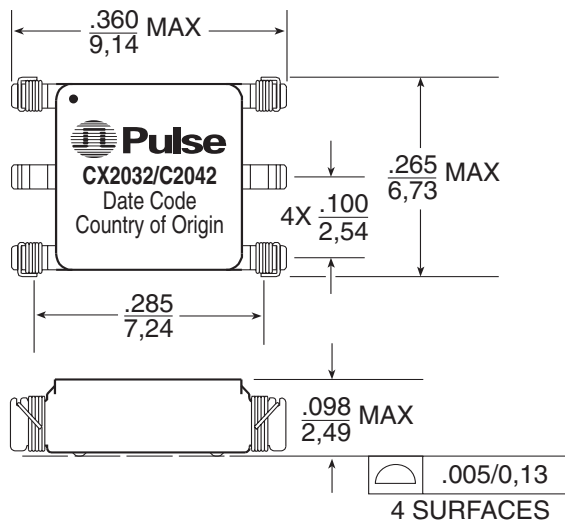
### Electrical Specifications @ 25°C — Operating Temperature -40°C to +85°C

Part Number	Impedance Ratio <sup>1</sup> Pri:Sec (±2%)	Turns Ratio <sup>1</sup> Pri:Sec (±2%)	Bandwidth <sup>2,3</sup> (MHz TYP)				Insertion Loss @ Midband (dB)
			3 dB	2 dB	1 dB	0.5 dB	
CX2032	1:4CT	1:2CT	—	—	—	5-165	0.6
C2042	1CT:1CT	1CT:1CT	0.3-300	0.4-200	0.5-90	—	0.6 MAX

NOTE: Optional Tape & Reel packaging can be ordered by adding a "T" suffix to the part number (ex: CX2042T).

## Mechanicals

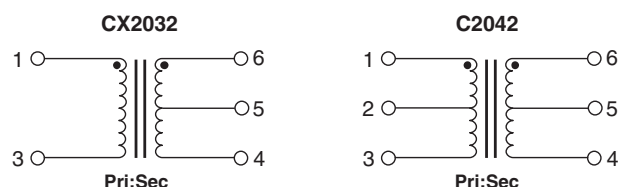
### CX2032/C2042



SUGGESTED PAD LAYOUT

## Schematics

Weight . . . . .0.17 grams  
 Tape & Reel . . . . .1500 /reel  
 Tube . . . . .60 /tube  
 Dimensions:  $\frac{\text{Inches}}{\text{mm}}$   
 Unless otherwise specified, all tolerances are  $\pm \frac{.010}{0.25}$



# RF TRANSFORMER

## Low Profile Transformer for Wideband RF Applications



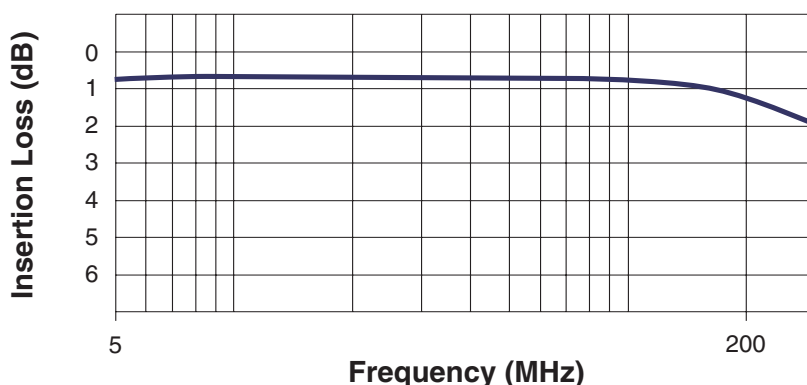
### Application Notes

- A. Bandwidth specifications are typical in a 75 Ω system.
- B. Materials used in the products are UL94-V0 recognized. Products meet requirements of IEC 695-2-2 (Needle Flame Test).
- C. For additional impedance ratios and frequency ranges, please contact Applications Engineering.

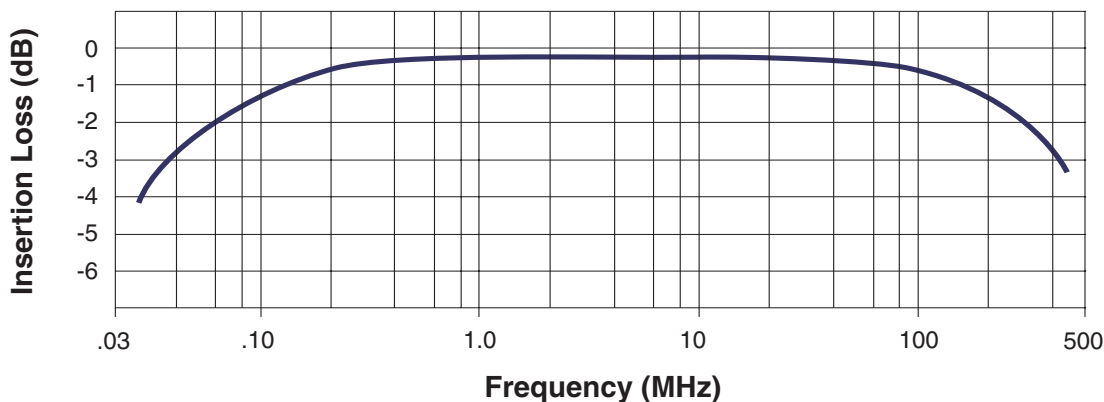
### Notes from Tables

- 1. Impedance and turns ratios are specified primary:secondary. (CT=Center Tap).
- 2. Bandwidth is referenced to midband loss.
- 3. These transformers are verified to operate from -40°C to +85°C. Contact Applications Engineering for performance data.

**CX2032 - Typical Insertion Loss @ 25°C**



**C2042 - Typical Insertion Loss @ 25°C**



### For More Information :

UNITED STATES (Worldwide)	UNITED KINGDOM (Northern Europe)	FRANCE (Southern Europe)	SINGAPORE (Southern Asia)	TAIWAN, R.O.C. (Northern Asia)	HONG KONG (China/Hong Kong)	DISTRIBUTOR
12220 World Trade Drive San Diego, CA 92128 U.S.A. http://www.pulseeng.com TEL: 858 674 8100 FAX: 858 674 8262	1 & 2 Huxley Road The Surrey Research Park Guildford, Surrey GU2 5RE United Kingdom TEL: 44 1483 401700 FAX: 44 1483 401701	Zone Industrielle F-39270 Orgelet France TEL: 33 3 84 35 04 04 FAX: 33 3 84 25 46 41	150 Kampong Ampat #07-01/02 KA Centre Singapore 368324 TEL: 65 287 8998 FAX: 65 280 0080	3F-4, No. 81, Sec. 1 HsinTai Wu Road Hsi-Chih, Taipei Hsien Taiwan, R.O.C. Tel: 886 2 2698 0228 FAX: 886 2 2698 0948	19/F, China United Plaza 1008 Tai Nan West Street Cheung Sha Wan, Kowloon Hong Kong, China TEL: 852 2788 6588 FAX: 852 2776 1055	

Performance warranty of products offered on this data sheet is limited to the parameters specified. Data is subject to change without notice. Other brand and product names mentioned herein may be trademarks or registered trademarks of their respective owners.

Printed on recycled paper. ©2002, Pulse Engineering, Inc.

**PRELIMINARY C210.P (8/02)**