






RF TRANSFORMERS

Transformers for Wideband RF Applications



-  Miniature surface mount package
-  Various impedance ratios available
-  Excellent insertion loss
-  Ideal for Balanced-to-Unbalanced applications
-  Products from 0.5 to 1500MHz bandwidth

Electrical Specifications @ 25°C — Operating Temperature -40°C to +85°C

Part Number	Impedance Ratio ¹ Pri:Sec (±2%)	Turns Ratio Pri:Sec (±2%)	Bandwidth ^{2,3} (MHz TYP)			Insertion Loss @ Midband (dB TYP)	Schematic	Primary Pins
			3dB	2dB	1dB			
CX2041	1:1CT	1:1CT	0.05-450	0.75-300	0.10-200	0.60	B	4-6
CX2040L	1:1	1:1	1.5-500	2.5-400	5-350	0.90	A	4-6
CX2043L	1.5:1	√1.5:1	–	–	1-1000	0.20	D	3-6
CX2044L	1.5:1	√1.5:1	–	1.0-500	5-100	0.20	A	1-3
CX2045L	1:2CT	1:1.414CT	–	–	3-300	0.80	B	4-6
CX2047L	1:4CT	1:2CT	–	0.5-300	1.5-100	0.24	B	4-6
CX2049L	1:8CT	1:2.83CT	0.1-500	0.3-400	0.5-200	1.16	B	4-6
CX2029	36:1CT	6:1CT	0.05-21	–	–	0.40	B	4-6

Electrical Specifications @ 25°C — Operating Temperature -40°C to +85°C

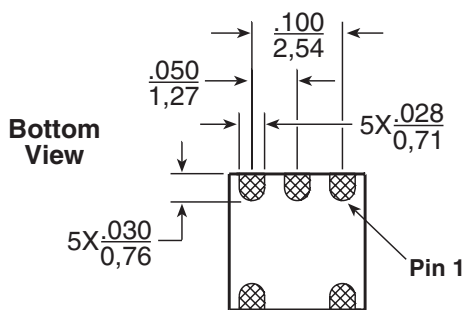
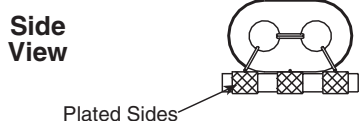
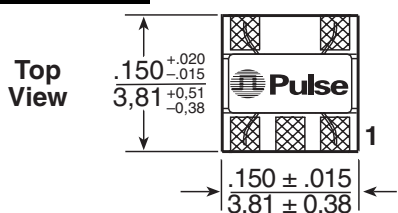
Part Number	Impedance Ratio ¹ Pri:Sec (±2%)	Bandwidth ^{2,3} (MHz TYP)		Schematic	Primary Pins
		2dB	1dB		
CX2038L	75Ω:75Ω	Up to 1500	4.5-1000	C	4-6
CX2039L	50Ω:50Ω	Up to 1500	4.5-1000	C	4-6

NOTE: Optional Tape & Reel packaging can be ordered by adding a "T" suffix to the part number (ex: CX2041T).

Mechanical

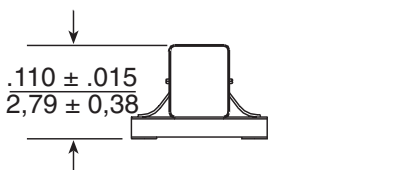
Schematics

RACKET-LITE

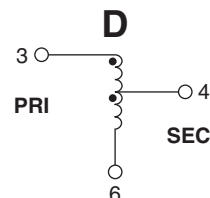
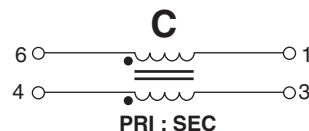
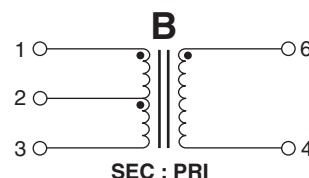
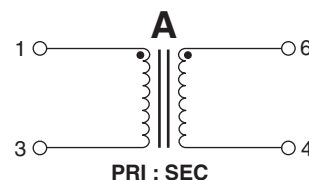


Tape & Reel1000 /reel
Tray100 /tray
Power Rating30 mA MAX; 0.25 W MAX

Dimensions: $\frac{\text{Inches}}{\text{mm}}$
Unless otherwise specified, all tolerances are $\pm \frac{.010}{0,25}$



SUGGESTED PAD LAYOUT



RF TRANSFORMERS

Transformers for Wideband RF Applications



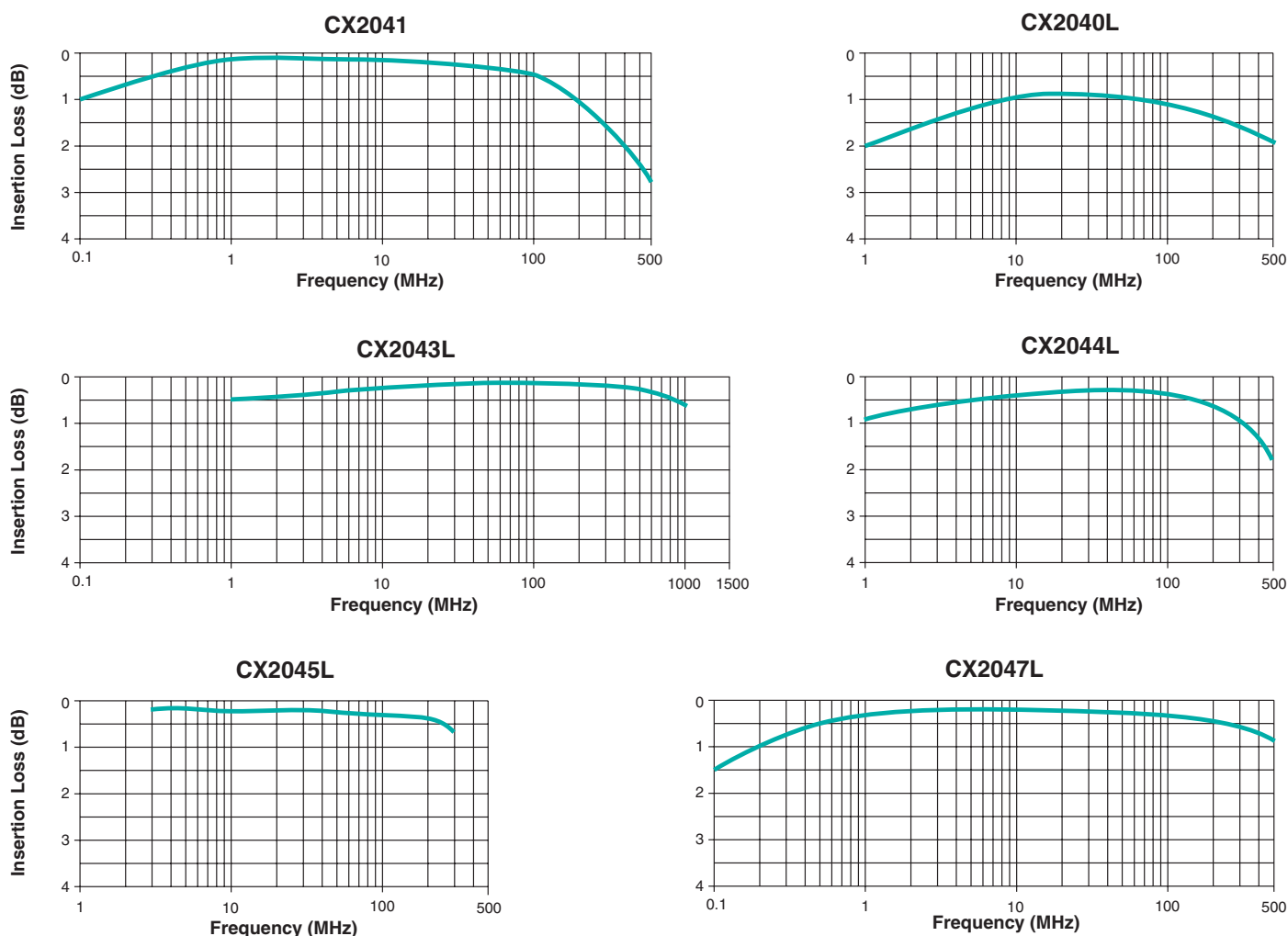
Application Notes

- A. Bandwidth specifications for **CX2040** and **CX2047** are for a 50Ω system.
- B. Materials used in the products are UL94-V0 recognized. Products meet requirements of IEC 695-2-2 (Needle Flame Test).
- C. **CX2038**, **CX2039** and **CX2043** transformer configurations do not provide DC isolation between primary and secondary windings.
- D. For additional impedance ratios and frequency ranges, please contact Pulse Applications Engineering.
- E. Pick and place operation: smooth upper surface of device allows automatic pick and place.
- F. For availability of Lead-Free version of this product, please contact Pulse.

Notes from Tables

- 1. Impedance & turns ratios are specified primary:secondary. (CT=Center Tap).
- 2. Bandwidth is referenced to midband loss.
- 3. These transformers are verified to operate from -40°C to +85°C. Contact Pulse Applications Engineering for performance data.

Typical Insertion Loss @ 25°C

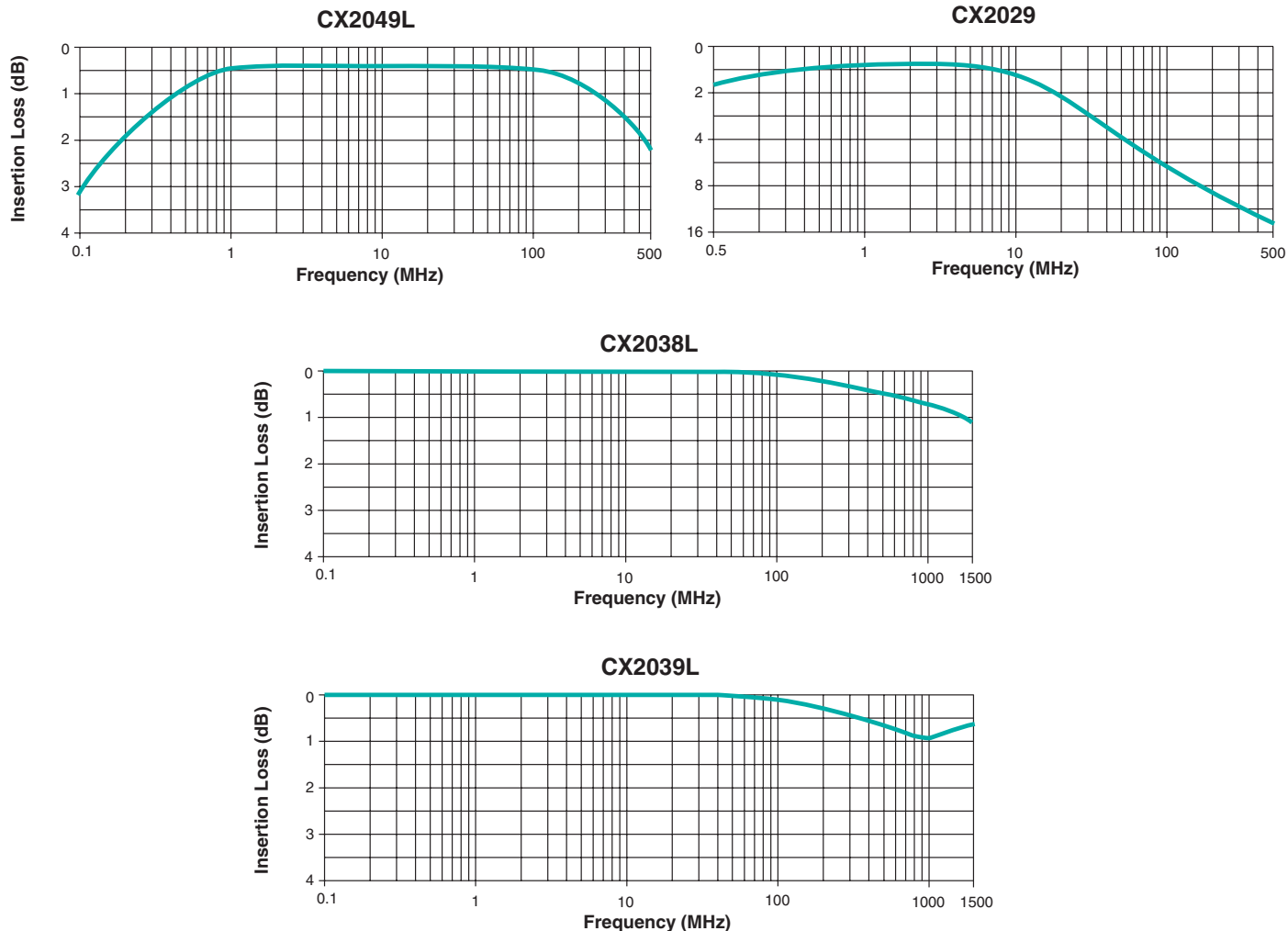


RF TRANSFORMERS

Transformers for Wideband RF Applications



Typical Insertion Loss @ 25°C



For More Information:

Pulse Worldwide Headquarters

12220 World Trade Drive
San Diego, CA 92128
U.S.A.
www.pulseeng.com
TEL: 858 674 8100
FAX: 858 674 8262

Pulse Northern Europe

3 Huxley Road
Surrey Research Park
Guildford, Surrey GU2 5RE
United Kingdom
TEL: 44 1483 401700
FAX: 44 1483 401701

Pulse Southern Europe

Zone Industrielle
F-39270
Orgelet
France
TEL: 33 3 84 35 04 04
FAX: 33 3 84 25 46 41

Pulse China Headquarters

No. 1
Industrial District
Changan, Dongguan
China
TEL: 86 769 5538070
FAX: 86 769 5538870

Pulse North China

Room 1002
No. 819
Nanjing West Rd
Shanghai
China
TEL: 86 21 32181071
FAX: 86 21 32181396

Pulse South Asia

150 Kampong Ampat
#07-01/02
KA Centre
Singapore 368324
TEL: 65 6287 8998
FAX: 65 6280 0080

Pulse North Asia

3F-4, No. 81, Sec. 1
Hsin Tai Wu Road
Hsi-Chih
Taipei Hsien
Taiwan
TEL: 886 2 26980228
FAX: 886 2 26980948

Performance warranty of products offered on this data sheet is limited to the parameters specified. Data is subject to change without notice. Other brand and product names mentioned herein may be trademarks or registered trademarks of their respective owners.

© Copyright, 2005. Pulse Engineering, Inc. All rights reserved.

www.pulseeng.com

C203.B (8/05)