

WIDEBAND RF TRANSFORMERS

Upstream Transformers for Set-Top Box and Cable Modem Applications



- ⊕ Optimized for 5-80 MHz operating frequency
- ⊕ Less than 20 dB return loss
- ⊕ Excellent insertion loss
- ⊕ Operating temperature of -40°C to +85°C

Electrical Specifications @ 25°C — Operating Temperature -40°C to +85°C

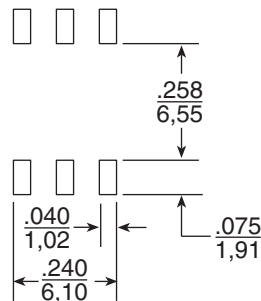
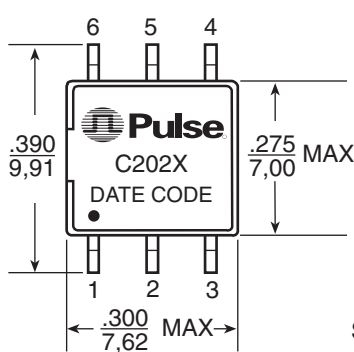
Part Number	Impedance Ratio ¹ Pri:Sec (±2%)	Turns Ratio Pri:Sec (±2%)	Bandwidth ^{2,3} (MHz TYP)			Insertion Loss @ Midband (dB TYP)	OCL Primary (μH MIN)	Return Loss ⁴ 5 MHz - 65 MHz (dB TYP)	Schem.	Primary Pins
			3 dB	2 dB	1 dB					
C2020	1CT:1CT	1CT:1CT	.150-210	.200-150	.350-90	.54	35	>20 dB	A	1-3
C2022	1:4CT	1:2CT	.100-500	.150-390	.300-220	.45	50	>20 dB	B	1-3

NOTE: Optional Tape & Reel packaging can be ordered by adding a "T" suffix to the part number (ex: C2020T).

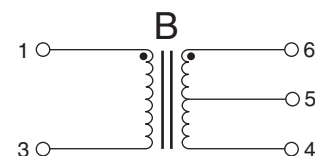
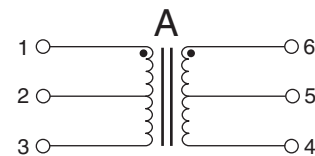
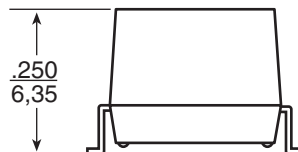
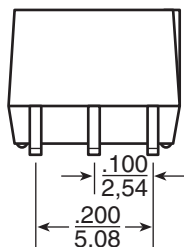
Mechanical

Schematics

LS



SUGGESTED PAD LAYOUT



Weight0.6 grams
Tape & Reel500/reel
Tube70/tube

Dimensions: $\frac{\text{Inches}}{\text{mm}}$

Unless otherwise specified, all tolerances are $\pm \frac{.010}{0.25}$

WIDEBAND RF TRANSFORMERS

Upstream Transformers for Set-Top Box and Cable Modem Applications



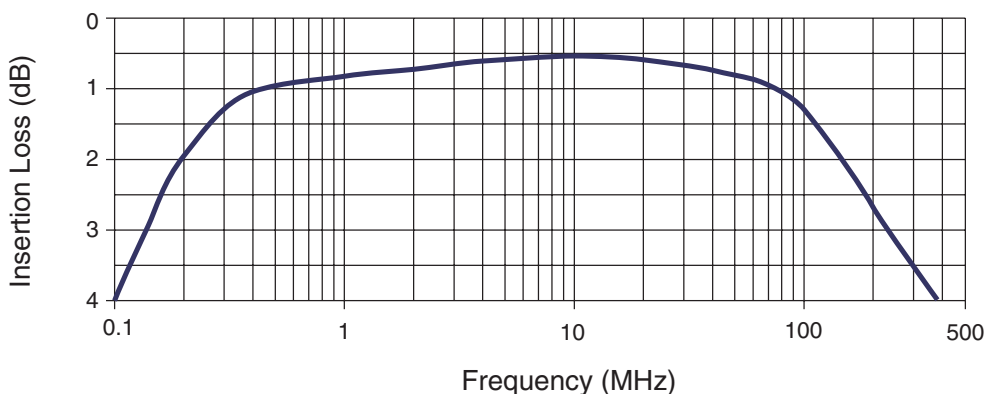
Application Notes

- A. These transformers have been optimized for use in the upstream interface for cable modems and set-top box applications. The 5-80 MHz frequency range is well-suited for MCNS-DOCSIS, Euro-DOCSIS/Davic/DVB product development.
- B. Bandwidth specifications are for a 75 Ω system.
- C. Materials used in the products are UL94-V0 recognized. Products meet the requirements of IEC 695-2-2 (Needle Flame Test).

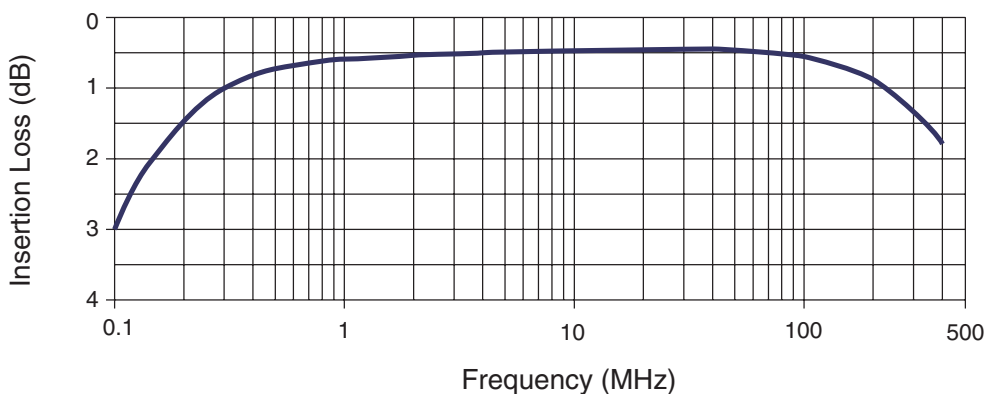
Notes from Tables

- 1. Impedance and turns ratios are specified primary:secondary. (CT=Center Tap).
- 2. Bandwidth is referenced to midband loss.
- 3. The insertion loss of these transformers is verified from -40°C to +85°C. Insertion loss over this temperature range is less than 1 dB from 5-80 MHz (relative to midband loss).
- 4. Return loss performance changes with change in temperature.

C2020 - Typical Insertion Loss



C2022 - Typical Insertion Loss



For More Information :

UNITED STATES (Worldwide)	UNITED KINGDOM (Northern Europe)	FRANCE (Southern Europe)	SINGAPORE (Southern Asia)	TAIWAN, R.O.C. (Northern Asia)	DISTRIBUTOR
12220 World Trade Drive San Diego, CA 92128 Quick-Facts: 858 674 9672 http://www.pulseeng.com TEL: 858 674 8100 FAX: 858 674 8262	1 & 2 Huxley Road The Surrey Research Park Guildford, Surrey GU2 5RE United Kingdom TEL: 44 1483 401700 FAX: 44 1483 401701	Zone Industrielle F-39270 Orgelet France TEL: 33 3 84 35 04 04 FAX: 33 3 84 25 46 41	150 Kampong Ampat #07-01/02 KA Centre Singapore 368324 TEL: 65 287 8998 FAX: 65 280 0080	3F-4, No. 81, Sec. 1 HsinTai Wu Road Hsi-Chih, Taipei Hsein Taiwan, R.O.C. Tel: 886 2 2698 0228 FAX: 886 2 2698 0948	

Performance warranty of products offered on this data sheet is limited to the parameters specified. Data is subject to change without notice. Other brand and product names mentioned herein may be trademarks or registered trademarks of their respective owners.

Printed on recycled paper. ©2000, Pulse Engineering, Inc.

PRELIMINARY C200.P (2/00)