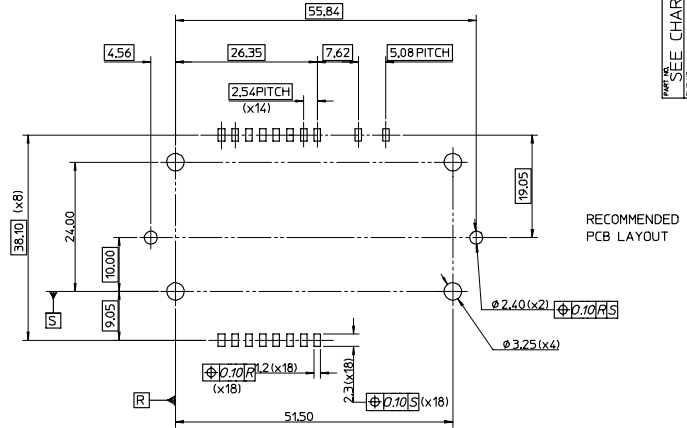
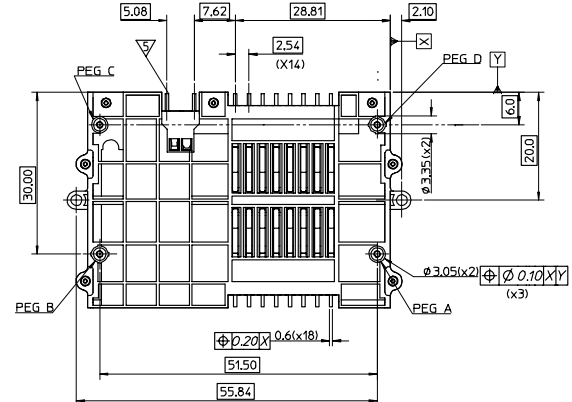
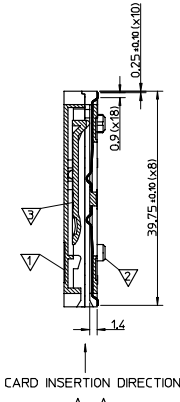
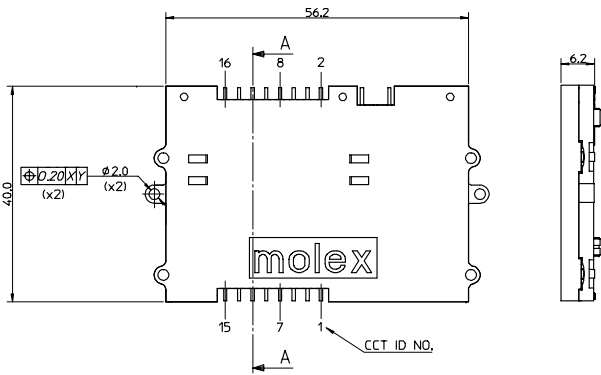


ITEM	COMPONENT	QTY	MATERIAL
▽	UPPER HOUSING	1	30% G.F LCP, COLOUR NATURAL
▽	LOWER HOUSING	1	30% G.F LCP, COLOUR NATURAL
▽	LAND MECHANISM	1	30% G.F. LCP, COLOUR NATURAL
▽	SIGNAL TERMINAL	SEE CHART	0.20 REF. THK. PHOSPHOR BRONZE
▽	SWITCH CONTACT	1	GOLD OVER PALLADIUM NICKEL ON CONTACT AREA TIN IN SOLDER AREA. NICKEL UNDERCOAT ALLOWER

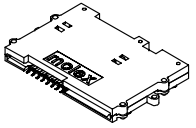
PART NO.	CCT SIZE	WITH PEGS	HOLD DOWN FEATURES	PART NO.	CCT SIZE	WITH PEGS	HOLD DOWN FEATURES
91321-0002	8	A,B,C,D	YES	91321-0001	16	A,B,C,D	YES
91321-0017	8	A,B,C,D	NO	91321-0031	16	A,B,C,D	NO
91321-0005	8	A,C	YES	91321-0019	16	A,C	YES
91321-0006	8	A,C	NO	91321-0020	16	A,C	NO
91321-0007	8	B,D	YES	91321-0021	16	B,D	YES
91321-0008	8	B,D	NO	91321-0022	16	B,D	NO
91321-0009	8	NONE	YES	91321-0023	16	NONE	YES
91321-0010	8	NONE	NO	91321-0024	16	NONE	NO



RECOMMENDED PCB LAYOUT



NOTES:  
 1. SEE PRODUCT SPECIFICATION PS-91321-005  
 2. PACKAGING; TRAYS  
 3. DATUM Z TO BE THE ZERO LINE FOR THE MEASUREMENT OF COPLANARITY. IT IS TO BE TAKEN AS THE PLANE OF A METAL BLOCK ON WHICH THE CONNECTOR RESTS FREELY. ALL SOLDER TAILS TO LIE WITHIN 0,10mm OF THIS PLANE.



LEAD-FREE CONVERSION EC NO. DRW/PSHEAHAN 08/11/2004 CHK: CHK APPR:	QUALITY SYMBOLS MAJOR CRITICAL	GENERAL TOLERANCES: (UNLESS SPECIFIED)	SCALE 2:1	DESIGN UNITS	DIMENSIONS:	SHT.	REV.
		4 PLACES ± --- ± --- 3 PLACES ± --- ± --- 2 PLACES ± 0.05 ± --- 1 PLACE ± 0.10 ± --- ANGULAR: ± 1/2°	mm INCH mm INCH	mm INCH mm INCH	mm ONLY	REVISE ON CAD ONLY	
REV: B	DESCRIPTION	DRAFT WHERE APPLICABLE MUST REMAIN WITHIN DIMENSIONS	DRAWN BY & DATE MKEANE 2005/03/20	CHECKED BY & DATE BHWAC/RE 2005/03/20	APPROVED BY & DATE BHWAC/RE 2005/03/20	TITLE: LANDED SMART CARD CONNECTOR (SMT VERSION)	
			CAD FILENAME SD-91321-003	MATERIAL NO. SEE CHART	MOLEX INCORPORATED	DRAWING NO. SD-91321-003	SHEET NO. 1 of 1

SEE CHART  
SD-91321-003