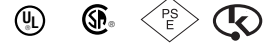


Axial Lead and Cartridge Fuses

Designed to UL/CSA Standards

5 x 20 mm Time Lag Fuse (Slo-Blo®) Fuse 239 Series



- Designed to UL/CSA/ANCE 248 Standard.
- Available in Cartridge and Axial Lead Format.
- Available in ratings of 0.200 to 7 amperes.

ELECTRICAL CHARACTERISTICS:


% of Ampere Rating	Opening Time
100%	4 hours, Minimum
135%	1 hour, Maximum
200%	5 seconds, Min. ; 2 min., Max.

INTERRUPTING RATING:

0.20-1A	10,000 amperes at 125 VAC, 0.7-0.8 power factor 35 amperes at 250 VAC, 0.7-0.8 power factor
1.25A-3.15A	10,000 amperes at 125 VAC, 0.7-0.8 power factor 100 amperes at 250 VAC, 0.7-0.8 power factor
4A-7A	10,000 amperes at 125 VAC, 0.7-0.8 power factor

ORDERING INFORMATION:

Catalog Number	Ampere Rating	Voltage Rating	Nominal Resistance Cold Ohms	Nominal Melting Pt A ² Sec.
239.200	.200	250	3.873	0.166
239.250	.250	250	3.070	0.341
239.300	.300	250	2.300	0.613
239.400	.400	250	1.475	1.490
239.500	.500	250	0.909	1.986
239.600	.600	250	0.699	2.415
239.700	.700	250	0.538	4.119
239.750	.750	250	0.471	5.424
239.800	.800	250	0.416	7.566
239.001	1	250	0.297	11.296
239.1.25	1.25	250	0.298	19.524
239.01.6	1.60	250	0.120	30.430
239.002	2	250	0.094	50.586
239.02.5	2.50	250	0.058	79.701
239.003	3	250	0.0480	129.509
239.3.15	3.15	250	0.0410	128.048
239.004	4	125	0.0310	270.703
239.005	5	125	0.0200	302.836
239.007	7	125	0.0110	305.758



ENVIRONMENTAL SPECIFICATIONS:

Operating temperature: -55°C to 125°C

Thermal Shock: MIL-STD-202F Method 107G, Test Condition B: (5 cycles -65°C to +125°C)

Vibration: MIL-STD-202F Method 201A

Humidity: MIL-STD-202F Method 103B, Test Condition A. high relative humidity (95%) and elevated temperature (40°C) for 240 hours.

Salt Spray: MIL-STD-202F Method 101D, Test Condition B

PHYSICAL SPECIFICATIONS:

Material: Body: Glass
Cap: Nickel Plated Brass
Leads: Tin Plated Copper

Terminal Strength: MIL-STD-202F Method 211A, Test Condition A

Solderability: Reference IEC 60127 Second Edition 2003-01 Annex A

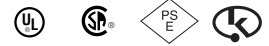
Product Marking: Cap 1: current and voltage rating.
Cap 2: Agency approval markings.

Packaging: Available in Bulk (V=5, H=100, M=1000 pcs/pkg) or on Tape/Reel (MRET1=1000 pcs/reel).

Axial Lead and Cartridge Fuses

Designed to UL/CSA Standards

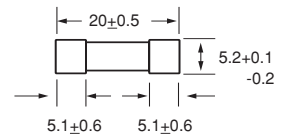
5 x 20 mm Time Lag Fuse (Slo-Blo®) Fuse 239 Series



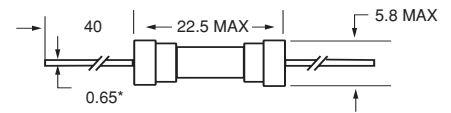
Agency Approvals

Agency Approvals		Ampere Range	
	Certificate No. Cartridge NBK290502-E10480 G NBK280602-E10480 C NBK290502-E10480 I Leaded NBK290502-E10480 H NBK280602-E10480 D NBK290502-E10480 J	1A – 3A 250V 100A 4A & 5A 125V 10000A 7A 125V 500A 1A – 3A 250V 100A 4A & 5A 125V 10000A 7A 125V 500A	
		Certificate No. SU05001-2004 SU05001-2014	200mA – 3.15A 4A – 7A
	Listed File No. E10480 Guide No. JDYX File No. 029862 Cert. Class No. LR1422-01	200mA – 7A	

0239 000



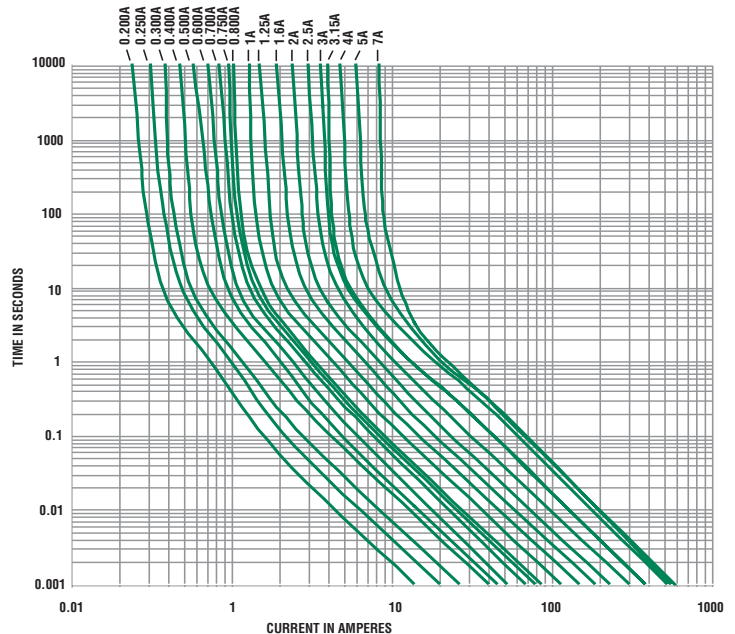
0239 000XE



All dimensions in mm

Notes:
 * Ratings above 6.3A have 0.8 mm dia lead

Average Time Current Curves



11
 AXIAL LEAD AND
 CARTRIDGE FUSES