

Shock-Safe Fuseholder, 5 x 20 mm, Slot, IP 40 / IP 65



Variant 2

250 VAC · 2.5 W / 10 A (VDE) 10 A (UL/CSA)

**Description**

- IP 40 or IP 65 from frontside
- Screw type fuse carrier

**Standards**

- IEC 60127-6
- UL 4248-1 / UL 512
- CSA C22.2 no. 39

**Approvals**

- VDE Certificate Number: 133472
- UL File Number: E39328
- CSA File Number: 38456

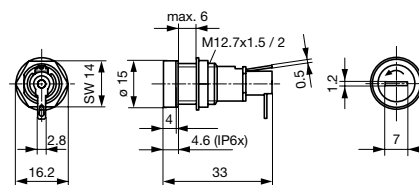
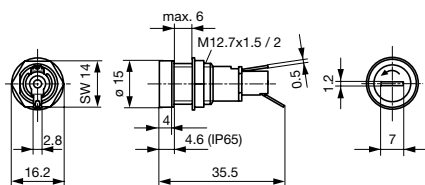
**References****Weblinks**

General Product Information, Approvals, RoHS, CHINA-RoHS, e-Store, SCHURTER-Stock-Check, Distributor-Stock-Check

**Technical Data**

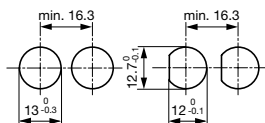
Shocksafe Category	PC2
Fuse-Link	5 x 20 mm
Mounting	Panel Mount, Front-Side
Mounting	Fixing Nut
Terminal	Solder or Quick-Connect 2.8 x 0.5 mm
Rated Voltage	250 VAC
Rated Current	10 A (VDE), 10 A (UL/CSA)
Rated Power Acceptance IEC	2.5 W / 10 A @ Ta 23 °C Admissible power acceptance at higher ambient temperature see derating curves
Degree of Protection	IP 40 / IP 65
Protection Class	Suitable for appliances with protection class 1 or 2 acc. to IEC 61140
Admissible Ambient Air Temp.	-40 °C to 85 °C
Climatic Category	40/085/21 acc. to IEC 60068-1
Material: Socket	Thermoset, black, UL 94V-0
Material: Terminals	Tin-Plated Copper Alloy
Unit Weight (Socket/Cap)	5.95 g
Storage Conditions	0 °C to 60 °C, max. 70% r.h.
Product Marking	Type, Voltage, Current, Approvals

Soldering Methods	Iron
Solderability	350 °C / 2 sec acc. to IEC 60068-2-20, Test Ta, method 2
Resistance to Soldering Heat	350 °C / 10 sec acc. to IEC 60068-2-20, Test Tb, method 2
Contact Resistance	< 5 mΩ at 20 mV
Dielectric Strength	> 3 kV between L-N > 4 kV between L/N-PE (50 Hz; 1 min)
Impulse Withstand Voltage	> 4 kV between L-N > 6 kV between L/N-PE
Insulation Resistance	> 10 MΩ between L-N > 100 MΩ between L/N-PE (500 VDC; 1 min)
Overvoltage Category	I - III acc. to IEC 60664-1
Pollution Degree	1 - 3 acc. to IEC 60664-1
Admissible Torque on Fixing Nut	max 1.2 Nm
Panel Thickness s	max 6 mm

**Abmessungen**


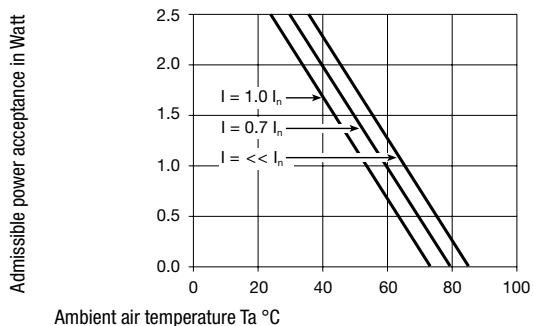
Variants 0031.1361 and 0031.1381

Variants 0031.1363 and 0031.1383



Mounting holes

**Derating Curves**



**Variants**

Holder	Cap	Terminal	Position End-Terminal	Degree of Protection	Order Number
●	Slot Knob	Solder	30° to Fuse Axis	IP 65	0031.1361
●	Slot Knob	Solder	90° to Fuse Axis	IP 65	0031.1363
●	Slot Knob	Solder	30° to Fuse Axis	IP 40	0031.1381
●	Slot Knob	Solder	90° to Fuse Axis	IP 40	0031.1383

Quick-Connect Terminals on Request

**Packaging Unit** Bulk (100 pcs.)