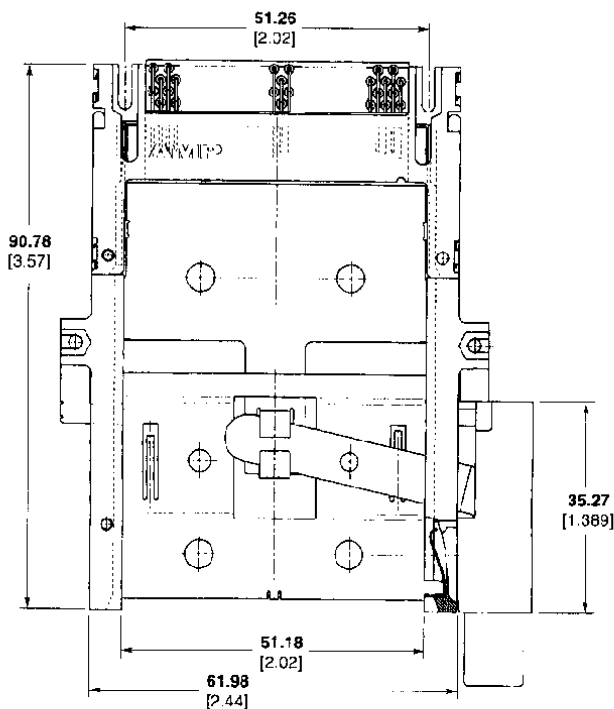


PC Card Headers (Continued)

Header, Non-CardBus, Single Slot, Header With Ejector, Thru Hole, Right Button Ejector Side

Right Angle

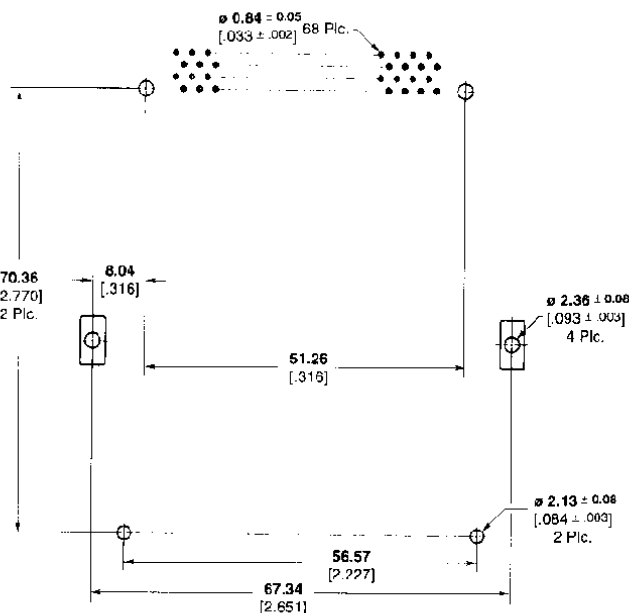
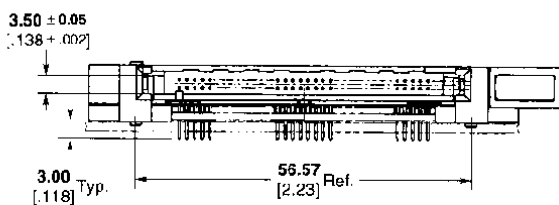
With Holddowns — No
Shielded — No
Housing Material — Liquid Crystal Polymer (LCP)
Housing Material Flammability Rating — UL 94V-0
Color — Black
Contact Material — Brass
Contact Plating — Gold (30)
Contact Underplating — Nickel (50)
Solder Tail Plating — Tin-Lead (150)
Button Material — Liquid Crystal Polymer (LCP)
Button Color — Black
Board Mount — Top Side
Voltage — 5V



PC Card Receptacles, I/O Connectors and Frame Kits —
 See page 594 in I/O section

No. of Pos.	Height	
	Raised	Standard
68	145026-1	145025-1

Note: Four size M2 screws (customer supplied) are required for fastening the pin header to the PC board.



Recommended PC Board Layout