

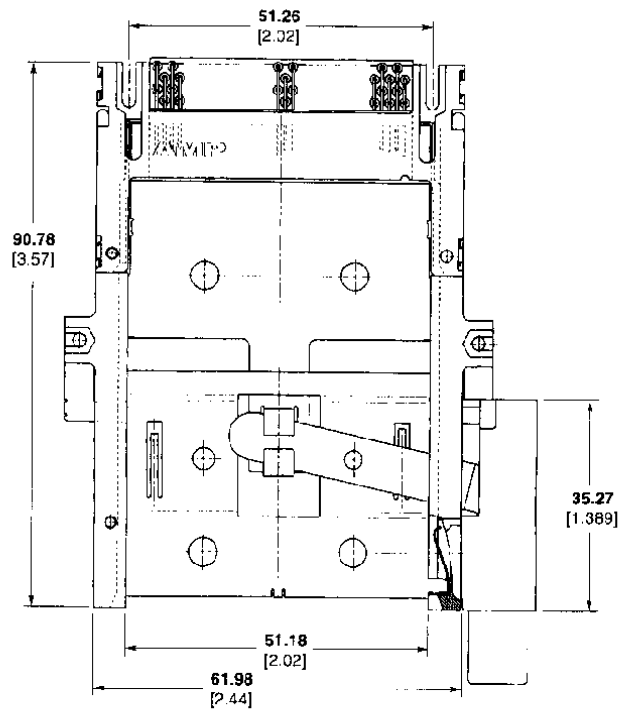


## PC Card Headers (Continued)

### Header, Non-CardBus, Single Slot, Header With Ejector, Thru Hole, Right Button Ejector Side

#### Right Angle

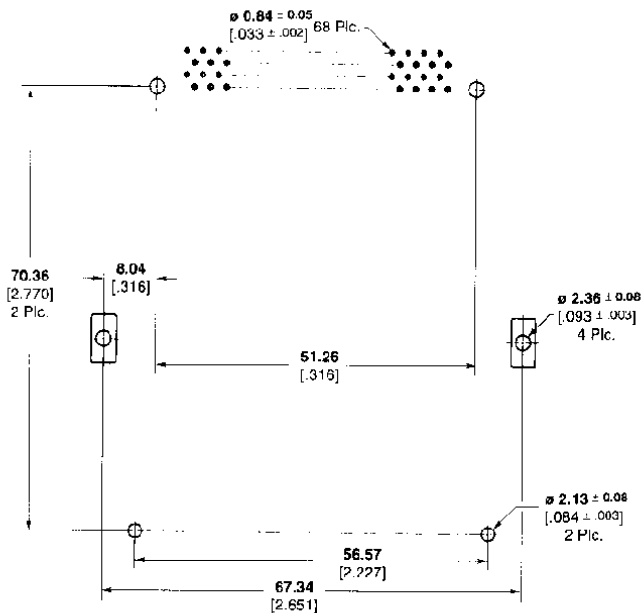
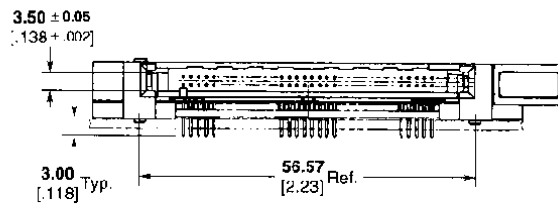
- With Holddowns** — No
- Shielded** — No
- Housing Material** — Liquid Crystal Polymer (LCP)
- Housing Material Flammability Rating** — UL 94V-0
- Color** — Black
- Contact Material** — Brass
- Contact Plating** — Gold (30)
- Contact Underplating** — Nickel (50)
- Solder Tail Plating** — Tin-Lead (150)
- Button Material** — Liquid Crystal Polymer (LCP)
- Button Color** — Black
- Board Mount** — Top Side
- Voltage** — 5V



**PC Card Receptacles, I/O Connectors and Frame Kits** —  
See page 594 in I/O section

No. of Pos.	Height	
	Raised	Standard
68	145026-1	145025-1

**Note:** Four size M2 screws (customer supplied) are required for fastening the pin header to the PC board.



Recommended PC Board Layout