



SAW Components

Data Sheet B4846





SAW Components

B4846

Low-Loss Filter for Mobile Communication

225,0 MHz

Data Sheet



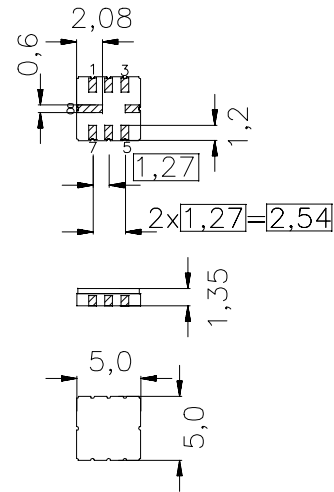
SMD Ceramic package **QCC8C**

Features

- Low-loss RF filter for mobile telephone
- Channel selection in GSM, PCN systems
- Ceramic Package for **Surface Mounted Technology (SMT)**
- Low insertion attenuation
- Low group delay ripple

Terminals

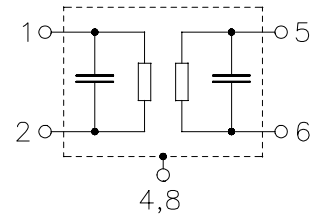
- Gold-plated Ni



Dimensions in mm, approx. weight 0,10 g

Pin configuration

- | | |
|------|------------------|
| 1, 2 | Input, balanced |
| 5, 6 | Output, balanced |
| 4, 8 | Case - ground |
| 3, 7 | To be grounded |



Type	Ordering code	Marking and Package according to	Packing according to
B4846	B39231-B4846-U310	C61157-A7-A67	F61074-V8088-Z000

Electrostatic Sensitive Device (ESD)

Maximum ratings

Operable temperature range	T	- 25/+ 80	°C	Machine Model, 10 pulses
Storage temperature range	T_{stg}	- 40/+ 85	°C	
DC voltage	V_{DC}	5	V	
ESD voltage	V_{ESD}^*	100*	V	
Source power	P_s	10	dBm	

* - acc. to JESD22-A115A (Machine Model), 10 negative & 10 positive pulses



Data Sheet



Characteristics

Operating temperature range: $T = 25\text{ °C}$
 Terminating source impedance: $Z_S = 860\ \Omega \parallel -2,0\text{pf}$
 Terminating load impedance: $Z_L = 860\ \Omega \parallel -2,0\text{pf}$

		min.	typ.	max.	
Nominal frequency	f_c	—	225,01	—	MHz
Minimum insertion attenuation (including loss in baluns and matching elements)	α_{\min}	3,0	3,9	4,5	dB
Amplitude ripple (p-p)	$\Delta\alpha$				
$f_N - 67,5\text{ kHz} \dots f_N + 67,5\text{ kHz}$		—	0,6	1,6	dB
$f_N - 80,0\text{ kHz} \dots f_N + 80,0\text{ kHz}$		—	0,7	3,0	dB
Group delay ripple (p-p)	$\Delta\tau$				
$f_N - 50,0\text{ kHz} \dots f_N + 50,0\text{ kHz}$		—	0,2	1,3	μs
$f_N - 67,5\text{ kHz} \dots f_N + 67,5\text{ kHz}$		—	0,3	1,5	μs
$f_N - 80,0\text{ kHz} \dots f_N + 80,0\text{ kHz}$		—	0,6	1,8	μs
Relative attenuation (relative to α_{\min})	α_{rel}				
$f_N - 15,00\text{ MHz} \dots f_N - 5,00\text{ MHz}$		42	45	—	dB
$f_N - 5,00\text{ MHz} \dots f_N - 2,00\text{ MHz}$		42	46	—	dB
$f_N - 2,00\text{ MHz} \dots f_N - 0,60\text{ MHz}$		36	37	—	dB
$f_N - 0,60\text{ MHz} \dots f_N - 0,40\text{ MHz}$		26,5	29	—	dB
$f_N - 0,40\text{ MHz} \dots f_N - 0,20\text{ MHz}$		6,5	12	—	dB
$f_N + 0,20\text{ MHz} \dots f_N + 0,40\text{ MHz}$		6,5	12	—	dB
$f_N + 0,40\text{ MHz} \dots f_N + 0,60\text{ MHz}$		26,5	29	—	dB
$f_N + 0,60\text{ MHz} \dots f_N + 2,00\text{ MHz}$		36	37	—	dB
$f_N + 2,00\text{ MHz} \dots f_N + 5,0\text{ MHz}$		43	47	—	dB
$f_N + 3,00\text{ MHz} \dots f_N + 15,0\text{ MHz}$		42	45	—	dB
Impedance within the passband					
Input: $Z_{\text{IN}} = R_{\text{IN}} \parallel C_{\text{IN}}$		—	860 \parallel 2,0	—	$\Omega \parallel \text{pF}$
Output: $Z_{\text{OUT}} = R_{\text{OUT}} \parallel C_{\text{OUT}}$		—	860 \parallel 2,0	—	$\Omega \parallel \text{pF}$
Temperature coefficient of frequency ¹⁾	TC_f	—	-0,036	—	ppm/K ²
Frequency inversion point	T_0	—	25	—	°C

¹⁾ Temperature dependence of f_c : $f_c(T) = f_c(T_0)(1 + TC_f(T - T_0)^2)$


SAW Components
B4846
Low-Loss Filter for Mobile Communication
225,0 MHz
Data Sheet

Characteristics

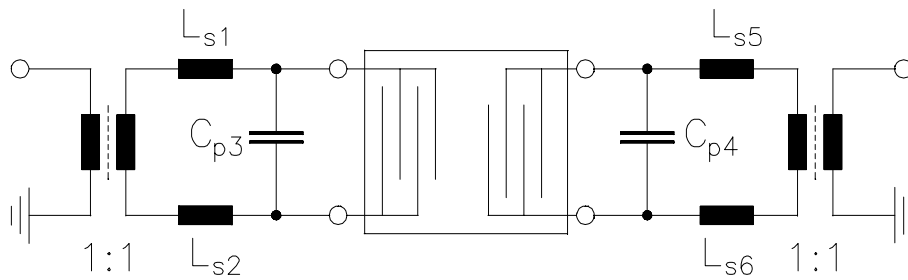
Operating temperature range: $T = -20$ to $+75$ °C
 Terminating source impedance: $Z_S = 860 \Omega \parallel -2,0\text{pf}$
 Terminating load impedance: $Z_L = 860 \Omega \parallel -2,0\text{pf}$

		min.	typ.	max.	
Nominal frequency	f_N	—	225,00	—	MHz
Minimum insertion attenuation (including loss in baluns and matching elements)	α_{\min}	3,0	3,9	5,0	dB
Amplitude ripple (p-p)	$\Delta\alpha$				
$f_N - 67,5$ kHz ... $f_N + 67,5$ kHz		—	0,7	2,2	dB
$f_N - 80,0$ kHz ... $f_N + 80,0$ kHz		—	0,8	3,2	dB
Group delay ripple (p-p)	$\Delta\tau$				
$f_N - 50,0$ kHz ... $f_N + 50,0$ kHz		—	0,2	1,3	μs
$f_N - 67,5$ kHz ... $f_N + 67,5$ kHz		—	0,4	1,6	μs
$f_N - 80,0$ kHz ... $f_N + 80,0$ kHz		—	0,7	1,8	μs
Relative attenuation (relative to α_{\min})	α_{rel}				
$f_N - 15,00$ MHz ... $f_N - 5,00$ MHz		42	45	—	dB
$f_N - 5,00$ MHz ... $f_N - 2,00$ MHz		43	46	—	dB
$f_N - 2,00$ MHz ... $f_N - 0,60$ MHz		35	37	—	dB
$f_N - 0,60$ MHz ... $f_N - 0,40$ MHz		26	29	—	dB
$f_N - 0,40$ MHz ... $f_N - 0,20$ MHz		5	13	—	dB
$f_N + 0,20$ MHz ... $f_N + 0,40$ MHz		5	11	—	dB
$f_N + 0,40$ MHz ... $f_N + 0,60$ MHz		26	29	—	dB
$f_N + 0,60$ MHz ... $f_N + 2,00$ MHz		35	37	—	dB
$f_N + 2,00$ MHz ... $f_N + 5,00$ MHz		43	47	—	dB
$f_N + 5,00$ MHz ... $f_N + 15,00$ MHz		42	45	—	dB
Impedance within the passband					
Input: $Z_{\text{IN}} = R_{\text{IN}} \parallel C_{\text{IN}}$		—	860 \parallel 2,0	—	$\Omega \parallel \text{pF}$
Output: $Z_{\text{OUT}} = R_{\text{OUT}} \parallel C_{\text{OUT}}$		—	860 \parallel 2,0	—	$\Omega \parallel \text{pF}$
Temperature coefficient of frequency ¹⁾	TC_f	—	-0,036	—	ppm/K ²
Frequency inversion point	T_0	—	25	—	°C

¹⁾ Temperature dependence of f_c : $f_c(T) = f_c(T_0)(1 + TC_f(T - T_0)^2)$

Test matching network (element values depend on pcb layout)

Source impedance $Z_S=50 \Omega$, load impedance $Z_L=50 \Omega$



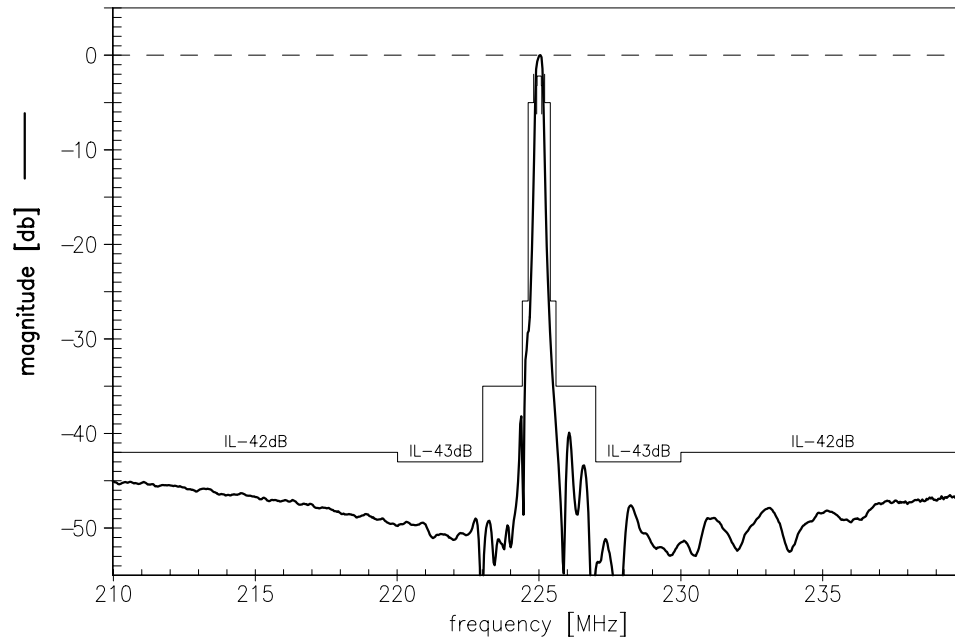
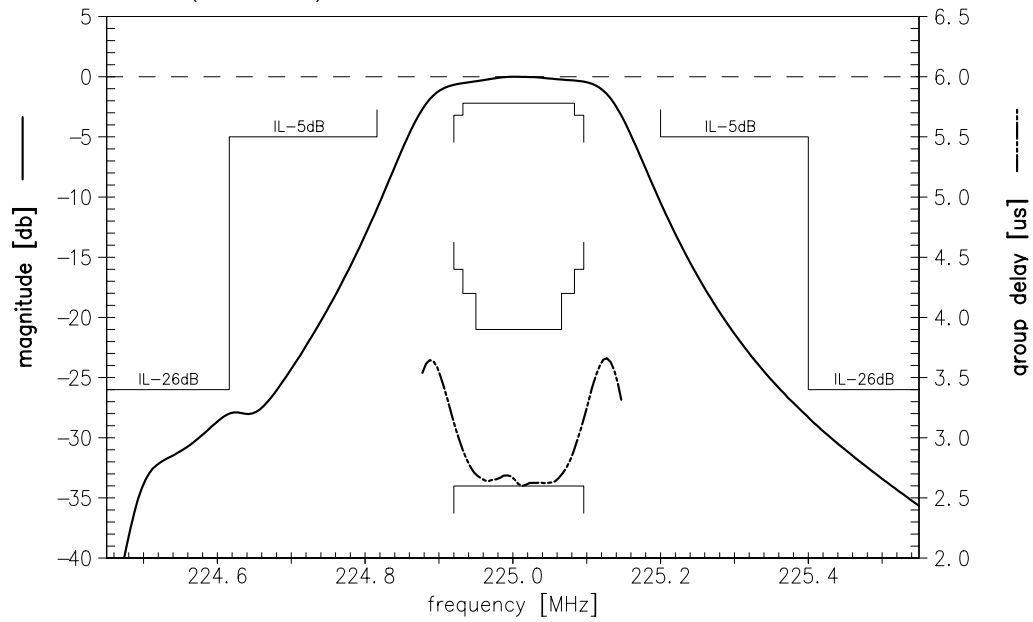
$$L_{s1} = L_{s2} = 47 \text{ nH}$$

$$L_{s5} = L_{s6} = 47 \text{ nH}$$

$$C_{p3} = C_{p4} = 1,2 \text{ pF}$$



Transfer function(normalized):





SAW Components

B4846

Low-Loss Filter for Mobile Communication

225,0 MHz

Data Sheet



Published by EPCOS AG

Surface Acoustic Wave Components Division, SAW MC PD

P.O. Box 80 17 09, 81617 Munich, GERMANY

© EPCOS AG 2005. Reproduction, publication and dissemination of this brochure and the information contained therein without EPCOS' prior express consent is prohibited.

Purchase orders are subject to the General Conditions for the Supply of Products and Services of the Electrical and Electronics Industry recommended by the ZVEI (German Electrical and Electronic Manufacturers' Association), unless otherwise agreed.

This brochure replaces the previous edition.

For questions on technology, prices and delivery please contact the Sales Offices of EPCOS AG or the international Representatives.

Due to technical requirements components may contain dangerous substances. For information on the type in question please also contact one of our Sales Offices.