

## Suppression Capacitors, (Bi-polar) Capacitors Class X1 AC 275V

### TECHNICAL DATA:

See page 73 (Document Number 27001)

### TERMINALS:

Insulated stranded copper wire, type LiY  
0.5mm<sup>2</sup> (or AWG 20) ends stripped and tinned  
or insulated solid copper wire, type YV  
(d = 0.8mm), ends stripped on request

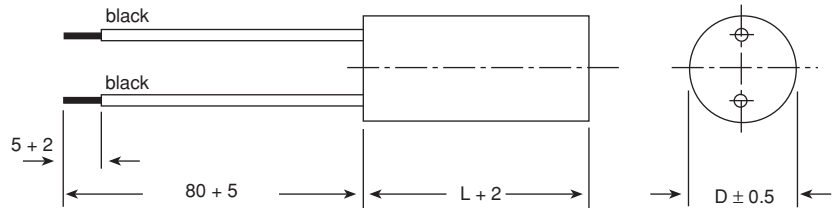
### COATING:

Plastic case, epoxy resin sealed, flame  
retardant, UL-class 94V-0

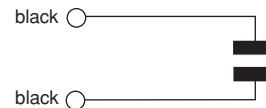
### RATED VOLTAGE:

AC 275V, 50/60Hz


Dimensions in mm



### CIRCUIT DIAGRAM:



| CAPACITANCE | DIMENSIONS<br>D x L<br>(mm) | WEIGHT<br>(g) | QUANTITY<br>PACKAGE<br>(pcs) | ORDERING<br>CODE* |
|-------------|-----------------------------|---------------|------------------------------|-------------------|
| 6800 pFX1   | 10 x 33                     | 4.9           | 600                          | F1740-268-1511    |
| 8200 pFX1   | 10 x 33                     | 5.0           | 600                          | F1740-282-1511    |
| 0.01 μFX1   | 10 x 33                     | 5.1           | 600                          | F1740-310-1511    |
| 0.015 μFX1  | 10 x 33                     | 5.3           | 600                          | F1740-315-1511    |
| 0.022 μFX1  | 10 x 33                     | 5.7           | 600                          | F1740-322-1511    |
| 0.027 μFX1  | 12 x 27                     | 6.0           | 500                          | F1740-327-1511    |
| 0.033 μFX1  | 12 x 27                     | 6.3           | 500                          | F1740-333-1511    |
| 0.047 μFX1  | 12 x 35                     | 6.8           | 500                          | F1740-347-1511    |
| 0.068 μFX1  | 14 x 35                     | 8.6           | 400                          | F1740-368-1511    |
| 0.1 μFX1    | 16 x 35                     | 10.8          | 300                          | F1740-410-1511    |
| 0.15 μFX1   | 18 x 35                     | 13.9          | 300                          | F1740-415-1511    |
| 0.22 μFX1   | 20 x 35                     | 16.6          | 250                          | F1740-422-1511    |
| 0.27 μFX1   | 20 x 50                     | 22.5          | 200                          | F1740-427-1511    |
| 0.33 μFX1   | 20 x 50                     | 23.0          | 200                          | F1740-433-1511    |
| 0.47 μFX1   | 20 x 50                     | 36.5          | 150                          | F1740-447-1511    |

\*With  mark, the ordering code is F1740-...-1411.

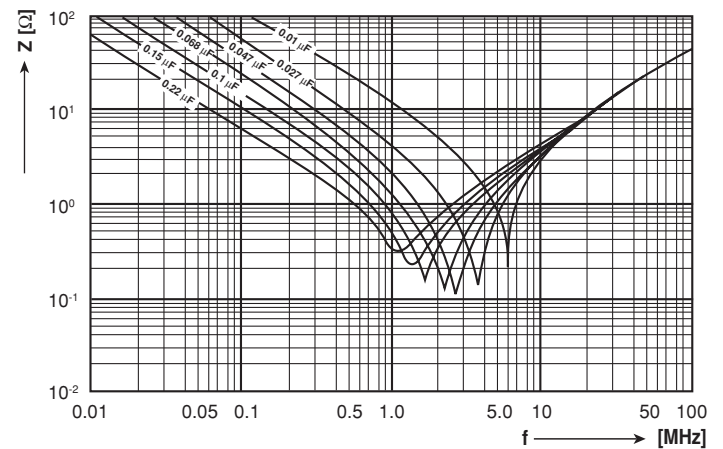


# F1740-1511 and F1740-1411

Suppression Cap. (Bi-polar) Class X1 AC 275V Vishay Roederstein

## APPROVALS

| COUNTRY  | SPECIFICATION                           | ELECTRICAL VALUES         | APPROVAL REFERENCE | APPROVAL MARK   |
|--|---|---------------------------|--------------------|-----------------|
| U.S.A.<br>(for AC 250V)  | UL 1283                                 | 6800pFX - 0.47 $\mu$ FX   | E 76297            |                 |
| <b>CB TEST-CERTIFICATE (for AC 275V)</b>   |   | 6800pFX1 - 0.47 $\mu$ FX1 | DE 1-6351          |                 |
| Germany<br>for AC 275V   | EN 132 400<br>IEC 60384-14, 2nd edition | 6800pFX1 - 0.47 $\mu$ FX1 | 94601              |                 |
| This approval mark together with the CB-Certificate replace all national approval marks of the following countries<br>(they have already signed the CB-Agreement): |   |                           |                    |                 |
| Austria  | Belgium                                 | Denmark                   | Finland            | Sweden          |
| France   | Germany                                 | Ireland                   | Italy              | Switzerland     |
| Netherlands  | Israel                                  | Portugal                  | Spain              | Great Britain   |
| Japan  | Norway                                  | China                     | Poland             | Czech. Republic |
| Singapore  | Rep. of Korea                           | Hungary                   | Iceland            | Slovenia        |



Impedance (Z) as a function of frequency (f)  
at  $T_a = 20^\circ\text{C}$  (average).  
Measurement with lead length 50mm.



## Notice

Specifications of the products displayed herein are subject to change without notice. Vishay Intertechnology, Inc., or anyone on its behalf, assumes no responsibility or liability for any errors or inaccuracies.

Information contained herein is intended to provide a product description only. No license, express or implied, by estoppel or otherwise, to any intellectual property rights is granted by this document. Except as provided in Vishay's terms and conditions of sale for such products, Vishay assumes no liability whatsoever, and disclaims any express or implied warranty, relating to sale and/or use of Vishay products including liability or warranties relating to fitness for a particular purpose, merchantability, or infringement of any patent, copyright, or other intellectual property right.

The products shown herein are not designed for use in medical, life-saving, or life-sustaining applications. Customers using or selling these products for use in such applications do so at their own risk and agree to fully indemnify Vishay for any damages resulting from such improper use or sale.