

# MODEL C SERIES

## Single-In-Line

## Conformal Coated

## Capacitor Networks



### FEATURES

- Isolated or bussed circuits
- 4 to 14 Leads

### ELECTRICAL

Rated Voltage	25Vdc, 50Vdc, 100Vdc			
Capacitance Range	10pF to 470,000pF (Custom 2.2pF to 10pF max.)			
Tolerance	J Tol. ±5%	K Tol. ±10%	M Tol. ±20%	Z Tol. +80% to -20%
Temperature Coefficient (% of Change)	Refer to Dielectric Table			
Operating Temperature Range	<b>CG &amp; X7R:</b> -55°C to +125°C <b>Y5V:</b> -30°C to +85°C			

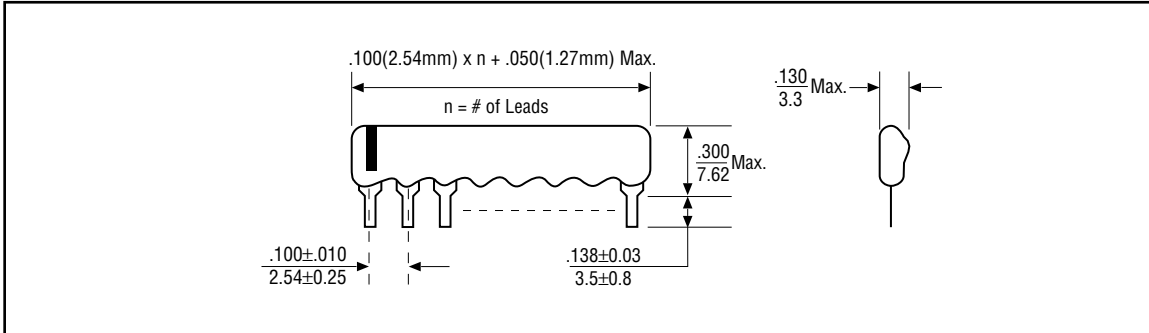
4

### DIELECTRIC TABLE

Dielectric	Characteristics	Values
X7R	±15% (-55 to +125°C)	680pF to 47nF
Y5V	+22% to -82% (-30 to +85°C)	10pF to 1,500pF
CG (NPO)	±30ppm/°C	10pF to 1,500pF

Specifications subject to change without notice.

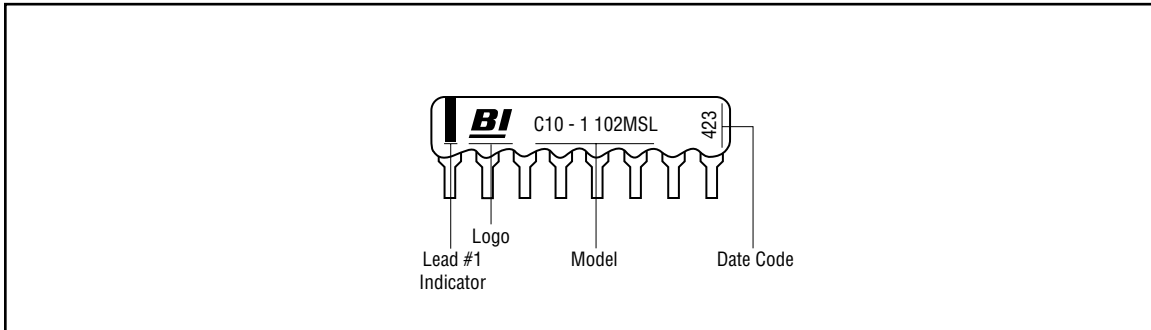
**OUTLINE DIMENSIONS (Inch/mm)**



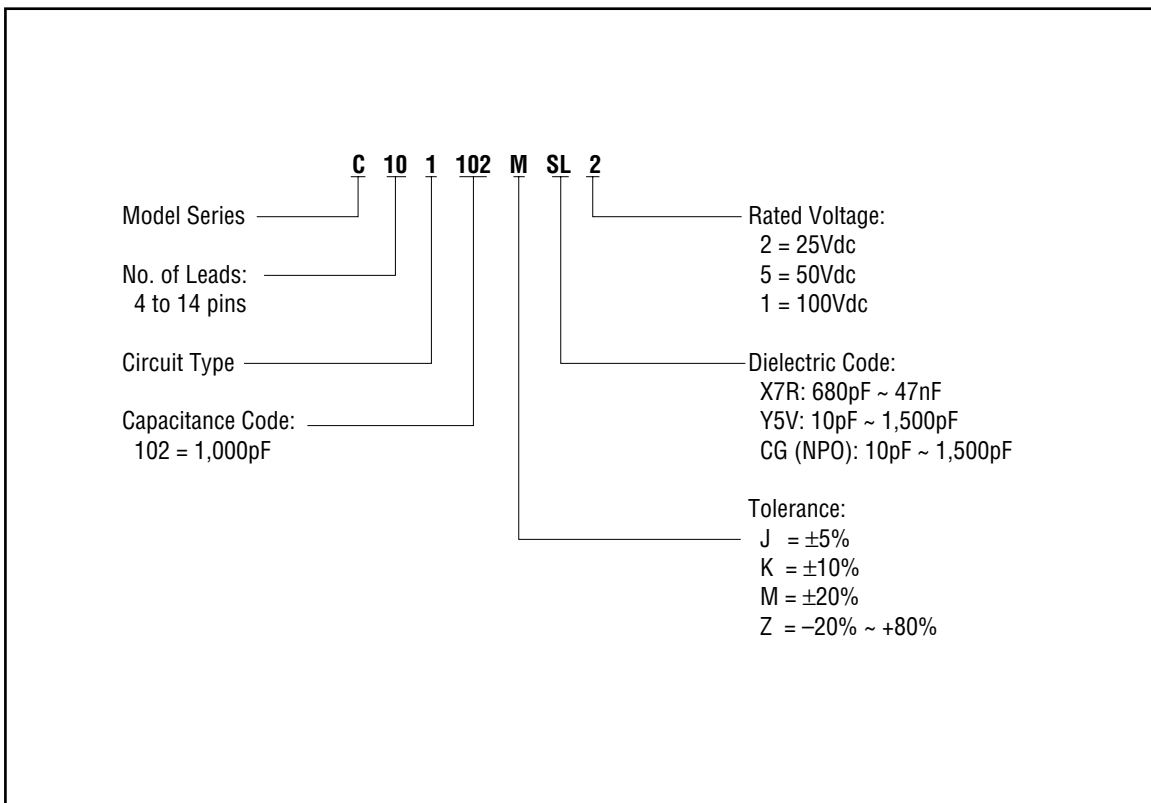
**SCHEMATICS**



## TYPICAL PART MARKING



## ORDERING INFORMATION



**4**