

4

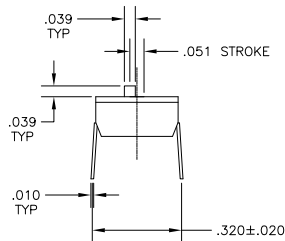
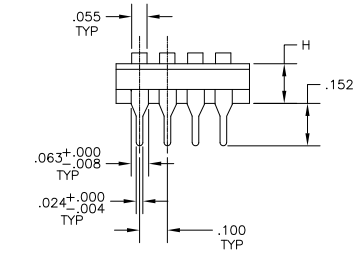
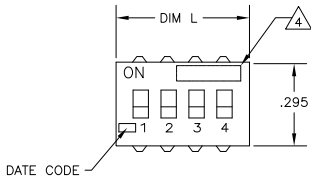
3

2

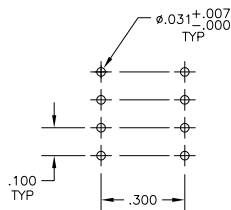
1

THIS DRAWING IS UNPUBLISHED. RELEASED FOR PUBLICATION
 © COPYRIGHT - By - ALL RIGHTS RESERVED.

LOC	DIST	REVISIONS					
AD	00	P	LR	DESCRIPTION	DATE	BY	APPD
		P		REVISED PER ECO-11-004587	11MAR11	RK	HMR



ADE

P.C. LAYOUT
INSERT MOUNT

Specifications:

MATERIAL
 BASE, PPS, UL94V-0, BLACK
 COVER, PPS, UL94V-0, BLACK
 ACTUATOR, PA6T, UL94V-0, WHITE
 FIXED CONTACT/TERMINAL, CU ALLOY-GOLD FLASH OVER NICKEL
 MOVING CONTACT, CU ALLOY, PLATE-GOLD FLASH/NICKEL

ELECTRICAL

MAX CONTACT RATING SWITCHING, 100MILLIAMPS @ 24 VDC
 MIN CONTACT RATING SWITCHING, .1MICROAMP @ 1 MILLIVOLT
 MAX CONTACT NON-SWITCHING, 1AMP @ 5 VDC
 INITIAL CONTACT RESISTANCE, 50 MILLIOHMS MAX.
 CONTACT RESISTANCE (AFTER ENVIRONMENTAL TEST), 100 MILLIOHMS
 CONTACT RESISTANCE (AFTER GAS TEST), 300 MILLIOHMS
 INSULATION RESISTANCE, 1,000 MEGOHMS MIN. @ 100 VDC
 DIELECTRIC STRENGTH, 500 VAC RMS @ SEA LEVEL
 LIFE EXPECTANCY, 1,000 CYCLES

MECHANICAL

OPERATING FORCE, LESS THAN 800 GRAMS
 CONTACT PRESSURE, 280,000 PSI

ENVIRONMENTAL

OPERATING TEMPERATURE, -30 TO +85 DEGREES C
 STORAGE TEMPERATURE, -45 TO +105 DEGREES C
 CLEANING, AQUEOUS OR SOLVENT
 SOLDER HEAT RESISTANCE, PER 109-202, COND B, SWITCH "OFF".
 SOLDERABILITY PER JIS C 0050 & JIS 0053

- SWITCHES TO BE RECEIVED IN THE "OFF" POSITION AND PACKAGED IN CLEAR TUBES TO ACCOMMODATE AUTO-INSERTION.
- TOP SURFACE TO BE CLEARLY MARKED AS SHOWN
- SWITCHES TO BE BLACK WITH WHITE ACTUATORS AND MARKINGS.
- ALL MATERIALS AND FINISHES SHALL COMPLY WITH EU DIRECTIVE 2002/95/EC OF 27JAN2003 (ROHS)

T&B	P/N	DIM H	DIM L	POSITION	PART NO.
ADE1204	.142	1.280	12	1-1825057-0	
ADE1004	.138	1.078	10	1825057-9	
ADE0904	.138	.978	9	1825057-8	
ADE0804	.138	.878	8	1825057-7	
ADE0704	.138	.778	7	1825057-6	
ADE0604	.138	.678	6	1825057-5	
ADE0504	.138	.578	5	1825057-4	
ADE0404	.138	.478	4	1825057-3	
ADE0304	.138	.378	3	1825057-2	
ADE0204	.138	.278	2	1825057-1	

THIS DRAWING IS A CONTROLLED DOCUMENT. **DR** S.S. VISWANATHAN 10FEB08
CHK M. GARVER
APPD M. GARVER

DIMENSIONS:
 INCHES
 0 PLC # -
 1 PLC # -
 2 PLC # -
 3 PLC # 212
 4 PLC # -
 ANGLES # -

MATERIAL - **FINISH** -

TE Connectivity
 DIP SWITCH, ADE THRU HOLE

APPLICATION SPEC: -
 WEIGHT: -

SIZE: A2 CASE CODE: 00779 DRAWING NO: 1825057
 CUSTOMER DRAWING SCALE: 4:1 SHEET: 1 of 1 REV: P