



4

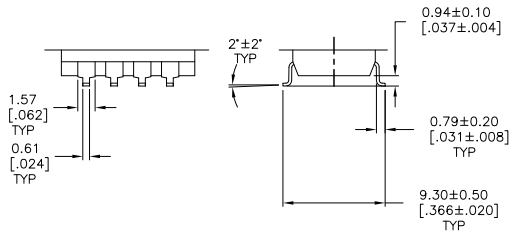
3

2

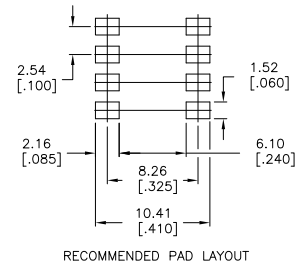
1

THIS DRAWING IS UNPUBLISHED. RELEASED FOR PUBLICATION 1825059, 1825059  
© COPYRIGHT 1825059 - ALL RIGHTS RESERVED.

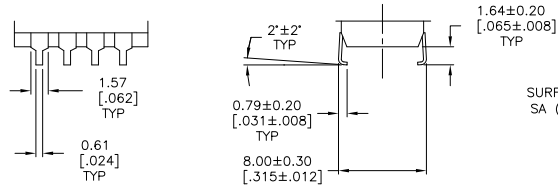
LOC	DIST	REVISIONS					
		F	LN	DESCRIPTION	DATE	BY	APPD
AD	0	-	-	SEE SHEET 1	-	-	-



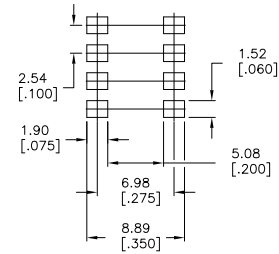
SURFACE MOUNT S (OUTSIDE "L")



RECOMMENDED PAD LAYOUT



SURFACE MOUNT SA (INSIDE "L")



RECOMMENDED PAD LAYOUT

THIS DRAWING IS A CONTROLLED DOCUMENT.		DRW: S.S.VISHWESWARA	11FE805	 TE Connectivity			
DIMENSIONS: mm [INCHES]		CHK: M. SARVER	APPRO: M. SARVER				
TOLERANCES UNLESS OTHERWISE SPECIFIED:		APPLICATION SPEC: -		SIZE: A2	CAGE CODE: -	DRAWING NO: C=1825059	RESTRICTED TO: -
MATERIAL: -		FINISH: -		WEIGHT: -		CUSTOMER DRAWING	
				SCALE: 4:1	SHEET: 2 of 3	REV: A2	

