

Insulated Wirewound Resistors, moulded  
flame retardant, failsafe



### Specifications

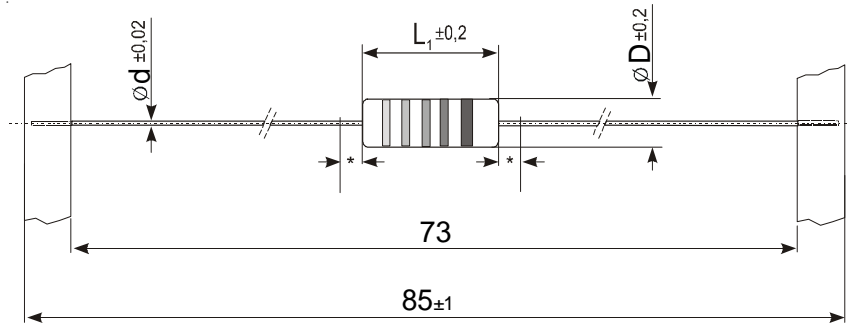
Type		BWF237-0	BWF236-0
Style		0411	0614
Power rating $P_{70}$	W	0,75 ( $P_{50} = 1,0$ )	1,5 ( $P_{25} = 2,0$ )
Resistance range	$\Omega$	0R1 ... 1K	0R1 ... 1K
E-Series		E 24, E 12	
Tolerances	%	$\pm 5, \pm 10$	
Temperature coefficient	$10^{-6} * K^{-1}$	- 400 ... + 1000, see table next page	
max. cont. work. voltage	$V_{RMS}$	$\sqrt{P_{70} \cdot R}$	
Insulation voltage (1min.)	$V_{RMS}$	700	1000
Insulation resistance	$\Omega$	$> 10^4 M$	
Derating linear	$^{\circ}C$	70 ... 175 (0W)	
Climatic category		55/175/56	
Temperature range	$^{\circ}C$	- 55 ... 175	
Thermal resistance	$KW^{-1}$	140	80
Failure rate (Total, $\vartheta_0$ max., 60% conf. lev.)	$10^{-9} * h^{-1}$	appr. 100, depends on value	
Endurance ( $P_{70}$ , 1000h)	$\left[\frac{\Delta R}{R}\right] \%$	$\pm 5,0$ average	$\pm 10,0$ average
Damp heat, steady state (40 $^{\circ}C$ , 93% r.h., 56d)	$\left[\frac{\Delta R}{R}\right] \%$	$\pm 2,0$	
Climatic sequence	$\left[\frac{\Delta R}{R}\right] \%$	$\pm 2,0$	
Terminal strength	$\left[\frac{\Delta R}{R}\right] \%$	$\pm 1$	
Terminal tensile strength	N	40	
Resistance to soldering heat (260 $^{\circ}C$ , 10s)	$\left[\frac{\Delta R}{R}\right] \%$	$\pm 0,2$ typ.	
Solderability	s	2,5 Flowtime, solderglobule test, IEC 60068-2-20-T	
Marking		DIN-IEC-colour code, 5 bands (5th band (blue) for failsafe version)	

Revision 200807

VITROHM PORTUGUESA, Lda. - Est.Nacional 249-4, Trajouce - 2765-653 S. Domingos de Rana - PORTUGAL

Tel: + 351 214 457 700 -Fax: + 351 214 457 755 -Germany Sales Tel: + 0049 4121 870 103 - e-mail:vitrohm.support@yageo.com - www.vitrohm.com

Dimensions in mm:



3mm, reduced solderability in this area.

Temperature coefficient

Typ	resistance Value	TC * 10 <sup>-6</sup> K <sup>-1</sup>
BWF237-0	0R1	± 1000
	0R11 ... 0R18	± 600
	0R2 ... 0R68	± 300
	0R75 ... 1K	± 150
BWF236-0	0R1	± 1800
	0R11 ... 0R16	± 1000
	0R18 ... 0R68	± 800
	0R75 ... 1K	± 400

Type	L ± 0,2	ØD ± 0,2	Ød ± 0,02	Tape step
BWF237-0	9,9	3,6	0,8	5
BWF236-0	14,3	5,7	1,0*	10

\*Special lead diameter 0,8 mm available, type BWF 236-006

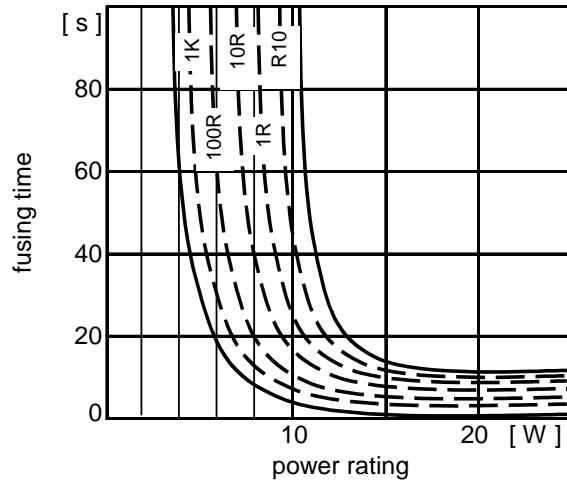
Packaging:

Type	Packaging	Pieces	Pack.Code
BWF236-0	taped/Ammopack	1000	T
BWF237-0	taped/Ammopack	1000	T

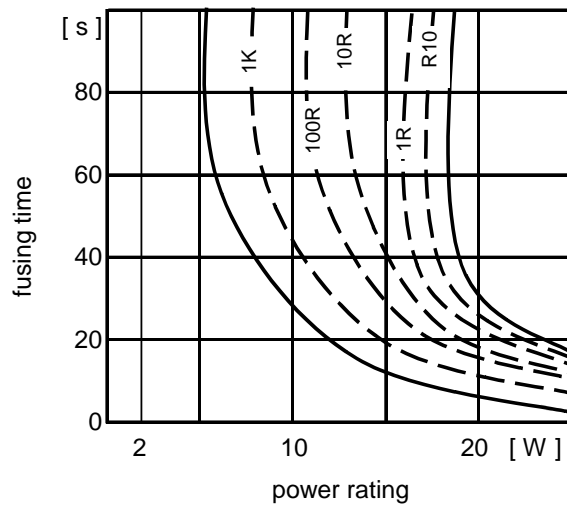
Ordering example: BWF 237-0      5      T      1K  
 Type      Tolerance      Pack.-Code      R-Value

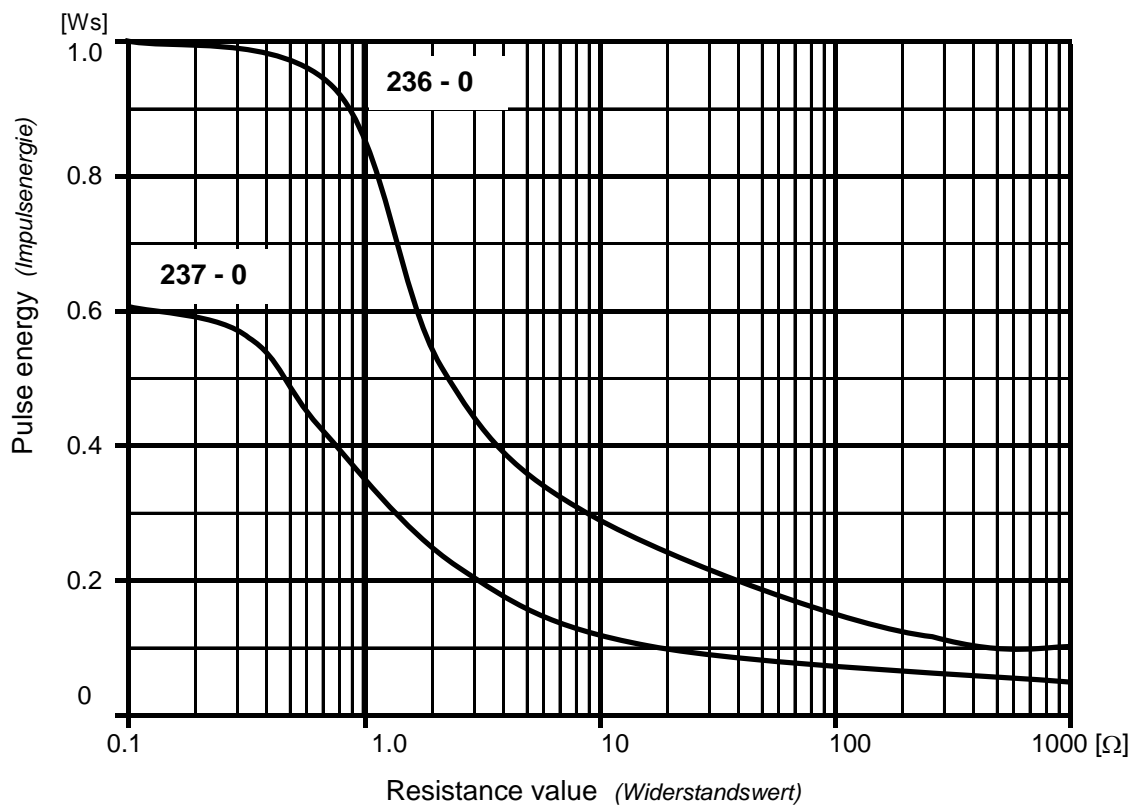
Revision 200807

Type BWF 237-0



Type BWF 236-0





**The curves are expressing the range, where no substantial effects are caused of recurrent pulses.**

*(Die Kurven geben den Bereich an, in dem wiederholte Impulse keine merklichen Effekte am Widerstand hervorrufen.)*

**A single pulse with a 3 - 5 times higher value will cause the destruction of the resistor!**

*(Ein Einzelimpuls mit 3 - 5 fachem Wert führt zur Zerstörung des Widerstandes!)*