


Low Profile IDC Socket Connector



Series 8290

Available in industry standard sizes of 10-64 positions. They mate to AVX Series 8289, 8293, 8380 and 8383 headers, as well as other industry compatible connectors. An optional strain relief, which can be easily fitted, eliminates stress on the cable. Contacts are copper alloy for added reliability, and are designed to mate to 0.024" (0.60mm) to 0.025" (0.64mm) square pins. The contact design facilitates maximum wipe on the header pins. (early mate, late break).



TECHNICAL SPECIFICATION

Material:

Molding - UL94VO rated glass filled grey polyester

Contact - Phosphor bronze

Contact Plating:

Contacts are selective gold-plated over nickel, pure tin lead in IDC section

Current Rating:

1 ampere at 70°C maximum ambient

Voltage Rating:

350V DC or AC peak

Dielectric Withstanding Voltage:

1050V DC or AC peak

Insulation Resistance:

>1000 megohms

Contact Resistance:

Initially, 10 milliohms maximum

Operating Temperature:

-55°C to +105°C

Wire Gauge:

26 AWG Solid & Stranded

28 AWG Solid & Stranded

ORDERING CODE

00

Connector Code
Prefix

8290

Series Number

010

Number of
Circuits

010 = 10 position
014 = 14 position
016 = 16 position
020 = 20 position
026 = 26 position
034 = 34 position
040 = 40 position
044 = 44 position*
050 = 50 position
060 = 60 position
064 = 64 position

000

Strain Relief

000 = Without strain relief (feed thru) Standard
001 = With strain relief (feed thru) Standard
006 = With latching strain relief (feed thru)
see series 8380 page 18

01

Plating

01 = 30μ Gold over Nickel
04 = 10μ Gold over Nickel

1

Polarization

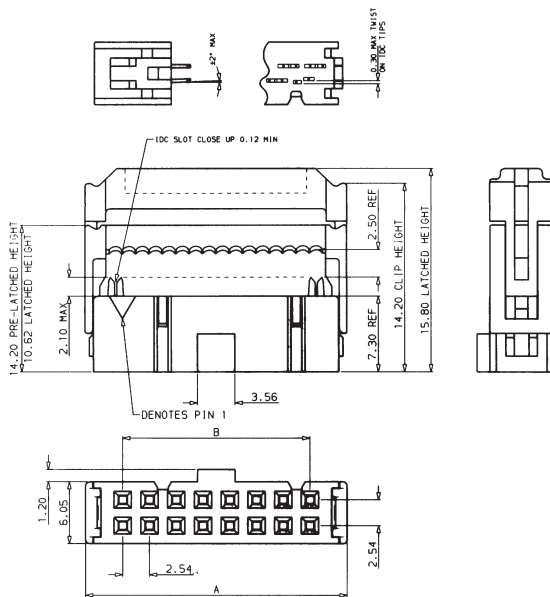
1 = With central polarizing boss
2 = Without central polarizing boss

*44 position connector is only available without strain relief - consult sales office for availability.

Low Profile IDC Socket Connector



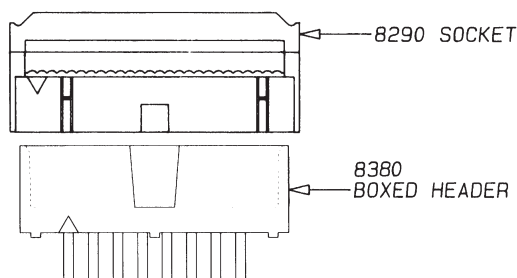
Series 8290



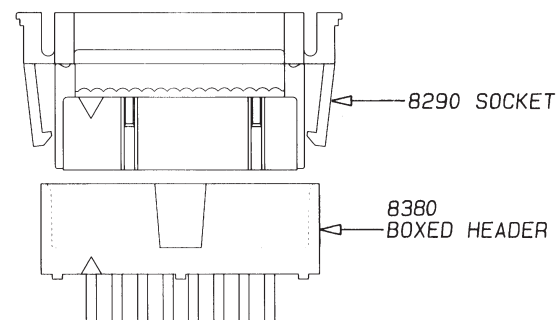
Dimensions: millimeters (inches)

No. of Contacts	A	B
10	17.22 (0.68)	10.16 (0.40)
14	22.30 (0.88)	15.24 (0.60)
16	24.84 (0.98)	17.78 (0.70)
20	29.92 (1.18)	22.86 (0.90)
26	37.54 (1.48)	30.48 (1.20)
34	47.70 (1.88)	40.64 (1.60)
40	55.32 (2.18)	48.26 (1.90)
44	60.40 (2.38)	53.34 (2.10)
50	68.02 (2.68)	60.69 (2.39)
60	80.72 (3.18)	73.66 (2.90)
64	85.80 (3.38)	78.74 (3.10)

Standard 001 Strain Relief



Latching 006 Strain Relief



Standard Strain Relief Order Code

Part Numbers when ordered separately

10 position	60 8290 6610 00 000
14 position	60 8290 6614 00 000
16 position	60 8290 6616 00 000
20 position	60 8290 6620 00 000
26 position	60 8290 6626 00 000
34 position	60 8290 6634 00 000
40 position	60 8290 6640 00 000
50 position	60 8290 6650 00 000
60 position	60 8290 6660 00 000
64 position	60 8290 6664 00 000

Latching Strain Relief Order Code

Part Numbers when ordered separately

10 position	60 8290 68 10 000 00
14 position	60 8290 68 14 000 00
16 position	60 8290 68 16 000 00
20 position	60 8290 68 20 000 00
26 position	60 8290 68 26 000 00
34 position	60 8290 68 34 000 00
40 position	60 8290 68 40 000 00
50 position	60 8290 68 50 000 00
60 position	60 8290 68 60 000 00
64 position	60 8290 68 64 000 00