


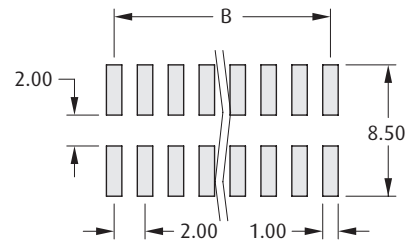
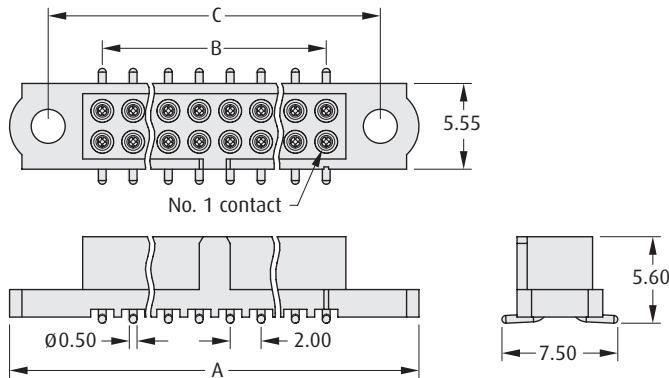
# Datamate Connectors

## Female Vertical Surface Mount

- ❖ Optional pick and place cap.
- ❖ Contact [datamate@harwin.com](mailto:datamate@harwin.com) for tape and reel options.
- ❖ Gull wing SMT tails simplify inspection process.
- ❖ Mates with male connectors shown on pages 34-40 and 42-43.

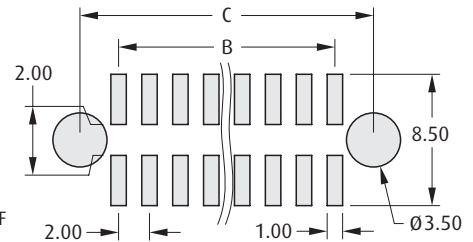
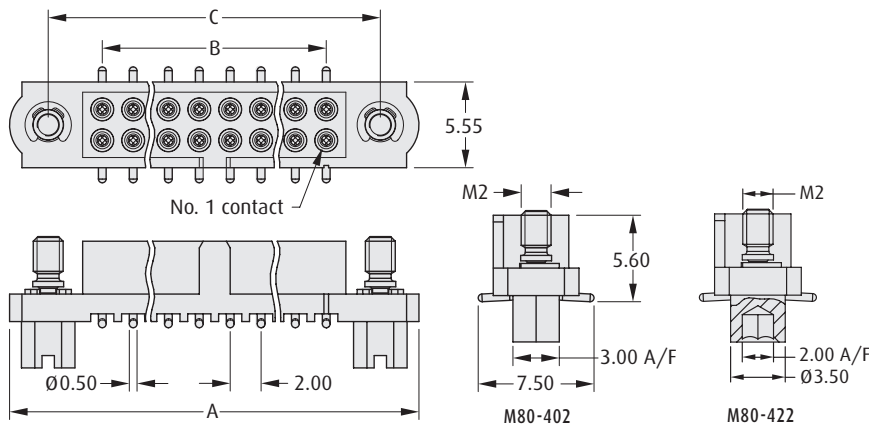


### WITHOUT JACKSCREWS



Recommended PC Board Pattern

### WITH JACKSCREWS



Recommended PC Board Pattern

### CALCULATION

<b>A</b>	B + 12
<b>B</b>	Total No. of contacts - 2
<b>C</b>	B + 7

### HOW TO ORDER

**M80 - 4 X 2 XX XX P**

#### SERIES CODE

#### TYPE

<b>0</b>	With Hex slotted jackscrews
<b>1</b>	Without Jackscrews
<b>2</b>	With Hex Socket jackscrews

#### TOTAL NO. OF CONTACTS

**04 to 50**

Even numbers only

#### PICK AND PLACE CAP

<b>BLANK</b>	No cap
<b>P</b>	Pick and place cap

#### FINISH

<b>01</b>	Gold + Tin/Lead	
<b>05</b>	Gold	
<b>42</b>	Gold + Tin	

All dimensions in mm.

[www.harwin.com](http://www.harwin.com)

