




(1,27mm) .050"

SFM, SFML SERIES



THROUGH-HOLE TIGER EYE™ SOCKET

SPECIFICATIONS

For complete specifications and recommended PCB layouts see www.samtec.com?SFM or www.samtec.com?SFML

Insulator Material: Black Liquid Crystal Polymer
Contact Material: Tiger Eye™ = BeCu
 Tiger Eye™ LITE = Phosphor Bronze
Plating: Au or Sn over 50µ" (1,27µm) Ni
Voltage Rating: 350 VAC mated with TFM
Operating Temp Range: -55°C to +125°C



Contact Resistance: 15 mΩ max
Insertion Depth: (3,05mm) .120" to (4,06mm) .160"
Wiping Distance: (0,38mm) .015"
Normal Force: Standard= 132g (1,29N) avg.; LIF= 90g (0,88N) avg.
Insertion Force (SFM): (Single contact only) Standard= 2.5oz (0,69N) avg.; LITE= 2.0oz (0,56N) avg. LIF= 1.4oz (0,39N) avg.
Withdrawal Force (SFM): (Single contact only) Standard= 2.0oz (0,56N) avg.; LITE= 1.5oz (0,42N) avg. LIF= 1.0oz (0,28N) avg.
Insertion Force (SFML): (Single contact only) 2.5oz (0,69N) avg.
Unmating Force (SFML): Withdrawal force per contact (Single contact only)= 1.5oz (0,42N) average; Incremental unmating force with friction locks: 10-20 pins/row (One Lock) increases withdrawal force by 4 x average; 25 & 30 pins/row (Two Locks) increases withdrawal force by 3 x average; 35-50 pins/row (Three Locks) increases withdrawal force by 1.7 x average
Max Cycles: 10,000 with 30µ" (0,76µm) Au
RoHS Compliant: Yes
Lead-Free Solderable: Yes

SFM Mates with: TFM, TFSD, FTS (LIF), FW (LIF), FTSH (LIF)


SFML Mates with: TFML, TFSD (-XL option), TFSDT (-XL option)



High reliability Tiger Eye™ contacts

(1,27mm x 1,27mm) .050" x .050" micro pitch

Low insertion force contacts available



- Passes 10 Year MFG
- Locking option
- Locking clip option
- Weld tab option

CURRENT RATING	
AMBIENT TEMP	TFM/SFM
20°C	5A
40°C	4.5A
60°C	3.9A
95°C	2.6A

6 POSITIONS (2x3) POWERED

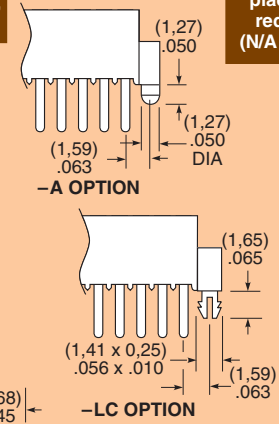
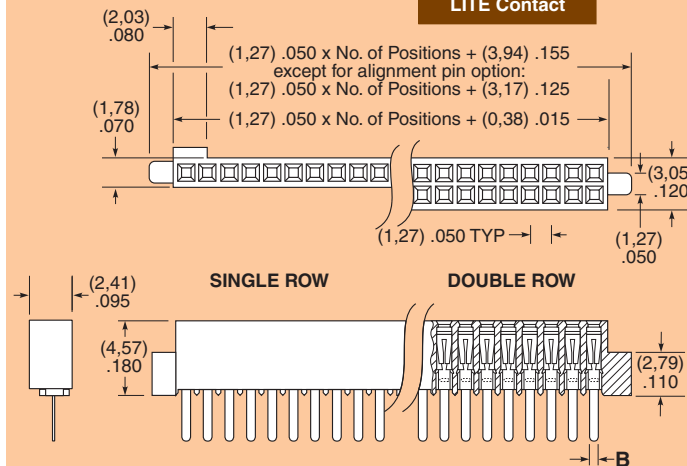


COST-SAVING APPLICATIONS



Lower cost Phosphor Bronze contact (-T1) for applications where Beryllium Copper is not needed. See SFC Series for lower cost plating options.

TYPE STRIP	NO. PINS PER ROW	LEAD STYLE	PLATING OPTION	ROW OPTION	OPTION
1	05, 07, 10, 15, 20, 25, 30, 35, 40, 45, 50 (Call Samtec or see SFMC Series for more sizes)	-01, -03 = Tiger Eye™ Contact -L1, -L3 = Low Insertion Force Tiger Eye™ Contact -T1 = Tiger Eye™ LITE Contact	-L = 10µ" (0,25µm) Gold on contact, Matte Tin on tail -S = 30µ" (0,76µm) Gold on contact, Matte Tin on tail	-S = Single Row (SFM only) -D = Double Row	-A = Alignment Pin (N/A with -LC) -LC = Locking Clip (Manual placement required) (N/A with -A)



LEAD STYLE	A	B
-01, -L1, -T1	(3,05) .120	(0,51) .020
-03, -L3	(1,91) .075	(0,41) .016

Note: Other Gold plating options available. Contact Samtec.

Note: Some sizes, styles and options are non-standard, non-returnable.

Due to technical progress, all designs, specifications and components are subject to change without notice.

WWW.SAMTEC.COM