




(0,635mm) .025"

QTS SERIES



HIGH SPEED GROUND PLANE HEADER

SPECIFICATIONS

For complete specifications and recommended PCB layouts see www.samtec.com?QTS

Insulator Material:

Liquid Crystal Polymer



Contact Material:

Phosphor Bronze

Plating:

Au or Sn over 50µ" (1,27µm) Ni

Current Rating:

Contact: 1.1A @ 30°C

Temperature Rise

Ground Plane: 7.8A @ 30°C

Operating Temp:

-55°C to +125°C

Voltage Rating:

285 VAC

Max Cycles:

100

RoHS Compliant:

Yes

Processing:

Lead-Free Solderable:

Yes

SMT Lead Coplanarity:

(0,10mm) .004" max (025-075)
(0,15mm) .006" max (100)

Board Stacking:

For applications requiring more than two connectors per board or 100 positions or higher, contact ipg@samtec.com

Board Mates:
QSS


Cable Mates:
SQCD



5mm Stack Height	Type	Rated @ 3dB Insertion Loss
Single-Ended Signaling	-D	9 GHz / 18 Gbps
Differential Pair Signaling	-D	8.5 GHz / 17 Gbps
Differential Pair Signaling	-DP	8.5 GHz / 17 Gbps

Performance data for other stack heights and complete test data available at www.samtec.com?QTS or contact sig@samtec.com

Integral metal plane for power or ground



(0,635mm) .025" pitch



ALSO AVAILABLE

• Board spacing standoffs (See SO Series)



-025, -050, -075, -100
(50 total positions per bank)

Specify LEAD STYLE from chart.

-F = Gold Flash on Signal Pins and Ground Plane, Matte Tin on tails

-L = 10µ" (0,25µm) Gold on Signal Pins and Ground Plane, Matte Tin on tails

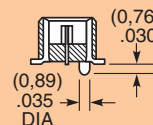
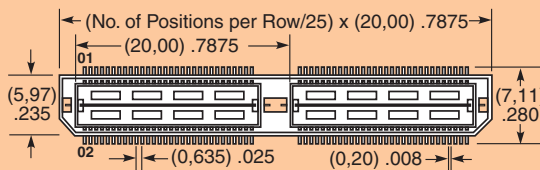
-C* = Electro-Polished Selective 50µ" (1,27µm) min Au over 150µ" (3,81µm) Ni on Signal Pins in contact area, 10µ" (0,25µm) min Au over 50µ" (1,27µm) Ni on Ground Plane in contact area, Matte Tin over 50µ" (1,27µm) min Ni on all solder tails

-K = (7,00mm) .275" DIA Polyimide film Pick & Place Pad

-TR = Tape & Reel (-075 positions maximum)

APPLICATION SPECIFIC OPTION

- 11mm & 16mm stack height (Caution: Some automatic placement/inspection machines may have component height restrictions. Please consult machinery specifications.)
 - 30µ" (0,76µm) Gold
 - Differential Pair and "Partitionable" (combine differential & single-ended banks in same connector) available.
 - 125 positions per row
 - Edge Mount
- Call Samtec.



STACK HEIGHTS		
LEAD STYLE	A	MATED HEIGHT
-01	(4,27) .168	(5,00) .197
-02	(7,26) .286	(8,00) .315

Processing conditions will affect mated height.

*Note: -C Plating passes 10 year MFG testing

Note: Some lengths, styles and options are non-standard, non-returnable.

Due to technical progress, all designs, specifications and components are subject to change without notice.

WWW.SAMTEC.COM

SAMTEC USA • Tel: 1-800-SAMTEC-9 or 812-944-6733 SAMTEC SILICON VALLEY • Tel: 408-395-5900 SAMTEC SOUTHERN CALIFORNIA • Tel: 1-800-726-8329
 SAMTEC AMERICA LATINA COMERCIO EXTERIOR LTDA • Tel: (+55 31) 3786 3227 SAMTEC UNITED KINGDOM • Tel: 44 01236 739292 SAMTEC GERMANY • Tel: +49 (0) 89 / 89460-0
 SAMTEC FRANCE • Tel: 33 01 60 95 06 60 SAMTEC ITALY • Tel: 39 039 8990337 SAMTEC NORDIC/BALTIC • Tel: +46-84477280 SAMTEC BENELUX • Tel: 44 01236 739292 SAMTEC ISRAEL • Tel: 972-3-7526600
 SAMTEC INDIA • Tel: +91-90-3272 1612 SAMTEC ASIA PACIFIC • Tel: 65 6745-5955 SAMTEC JAPAN • Tel: 045-475-1385 SAMTEC CHINA • Tel: 86-21-61103766 SAMTEC TAIWAN • Tel: 886-2-2735-6109
 Downloaded from Elcodis.com electro SAMTEC HONG KONG • Tel: 852-26009858 SAMTEC KOREA • Tel: 82-31-717-5685 SAMTEC ANZ • Tel: 613 9512 7747 SAMTEC SOUTH AFRICA • Tel: 27 11 452 8112