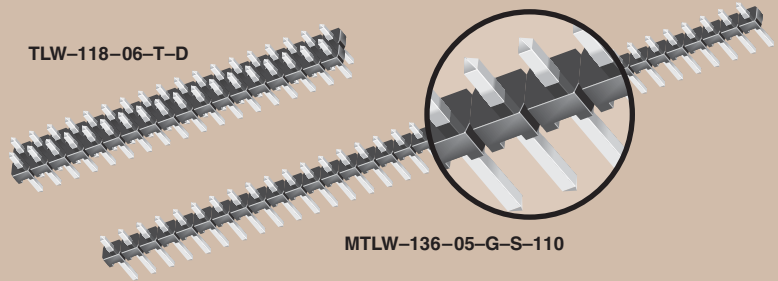




(2,54mm) .100"

TLW, MTLW SERIES

TLW-118-06-T-D



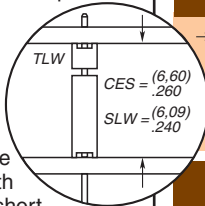
MTLW-136-05-G-S-110

# LOW PROFILE .025" SQ POST HEADERS

Mates with:  
BSW, CES, SLW, HLE

## FEATURES

These headers provide the ultimate low profile (0,64mm) .025" square post board stacking system. The high quality Phosphor Bronze terminals are available with a standard short post height (TLW Series) for mating with low profile sockets, or the post height can be Modified (MTLW Series) to accommodate IDC assemblies and other applications.



<b>TLW</b>	<b>1</b>	<b>NO. PINS PER ROW</b>	<b>LEAD STYLE</b>	<b>PLATING OPTION</b>	<b>ROW OPTION</b>	<b>OTHER OPTION</b>												
01 thru 40 = Single Row		Specify "LEAD STYLE" from chart		-S = Single Row		-RA = Right Angle (-01 Lead Style only)												
01 thru 36 = Double Row		<table border="1"> <thead> <tr> <th>LEAD STYLE</th> <th>A</th> <th>C</th> </tr> </thead> <tbody> <tr> <td>-01</td> <td>N/A</td> <td>(5,84) .230</td> </tr> <tr> <td>-05</td> <td>(4,32) .170</td> <td>(2,67) .105</td> </tr> <tr> <td>-06</td> <td>(3,43) .135</td> <td>(2,67) .105</td> </tr> </tbody> </table>		LEAD STYLE	A	C	-01	N/A	(5,84) .230	-05	(4,32) .170	(2,67) .105	-06	(3,43) .135	(2,67) .105	-D = Double Row		-XX = Polarized Position Specify position for omitted pin.
LEAD STYLE	A	C																
-01	N/A	(5,84) .230																
-05	(4,32) .170	(2,67) .105																
-06	(3,43) .135	(2,67) .105																
				-G = 10µ" (0,25µm) Gold on post, Gold flash on tail														
				-T = Matte Tin														

## SPECIFICATIONS

For complete specifications  
www.samtec.com?TLW or  
see www.samtec.com?MTLW

**Insulator Material:**  
Black Liquid Crystal Polymer



**Terminal Material:**  
Phosphor Bronze

**Plating:**

Au or Sn over

50µ" (1,27µm) Ni

**Current Rating:**

3A

**Operating Temp Range:**

-55°C to +105°C with Tin

-55°C to +125°C with Gold

**RoHS Compliant:**

Yes

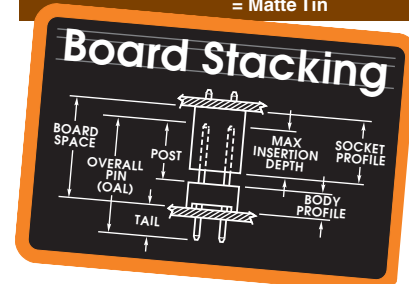
**Lead-Free Solderable:**

Yes

**Note:** Other Gold plating options available. Contact Samtec.

**Note:** Some lengths, styles and options are non-standard, non-returnable. MTLW Series is non-standard, non-returnable.

<b>MTLW</b>	<b>1</b>	<b>NO. PINS PER ROW</b>	<b>LEAD STYLE</b>	<b>PLATING OPTION</b>	<b>ROW OPTION</b>	<b>POST HEIGHT</b>																				
01 thru 40 = Single Row		Specify "LEAD STYLE" from chart		-S = Single Row		-XXX = Post Height Dimension (In inches)																				
01 thru 36 = Double Row		<table border="1"> <thead> <tr> <th>LEAD STYLE</th> <th>OAL</th> </tr> </thead> <tbody> <tr> <td>-05</td> <td>(8,51) .335</td> </tr> <tr> <td>-06</td> <td>(7,62) .300</td> </tr> <tr> <td>-07</td> <td>(10,92) .430</td> </tr> <tr> <td>-08</td> <td>(13,46) .530</td> </tr> <tr> <td>-09</td> <td>(18,54) .730</td> </tr> <tr> <td>-10</td> <td>(21,08) .830</td> </tr> <tr> <td>-22</td> <td>(16,00) .630</td> </tr> <tr> <td>-23</td> <td>(11,30) .445</td> </tr> <tr> <td>-24</td> <td>(12,19) .480</td> </tr> </tbody> </table>		LEAD STYLE	OAL	-05	(8,51) .335	-06	(7,62) .300	-07	(10,92) .430	-08	(13,46) .530	-09	(18,54) .730	-10	(21,08) .830	-22	(16,00) .630	-23	(11,30) .445	-24	(12,19) .480	-D = Double Row		-L = 10µ" (0,25µm) Gold on post, Matte Tin on tail (Styles -05 & -06 not available)
LEAD STYLE	OAL																									
-05	(8,51) .335																									
-06	(7,62) .300																									
-07	(10,92) .430																									
-08	(13,46) .530																									
-09	(18,54) .730																									
-10	(21,08) .830																									
-22	(16,00) .630																									
-23	(11,30) .445																									
-24	(12,19) .480																									
				-G = 10µ" (0,25µm) Gold on post, Gold flash on tail																						
				-T = Matte Tin																						



Due to technical progress, all designs, specifications and components are subject to change without notice.

WWW.SAMTEC.COM