



MLE-140-01-G-DV

MLE-120-01-G-DV



CLM-125-02-F-D

CLM-115-02-L-D

(1,00mm) .03937"

CLM, MLE SERIES

# RUGGED RELIABLE MICRO SOCKETS

## SPECIFICATIONS

For complete specifications and recommended PCB layouts see [www.samtec.com?CLM](http://www.samtec.com?CLM)

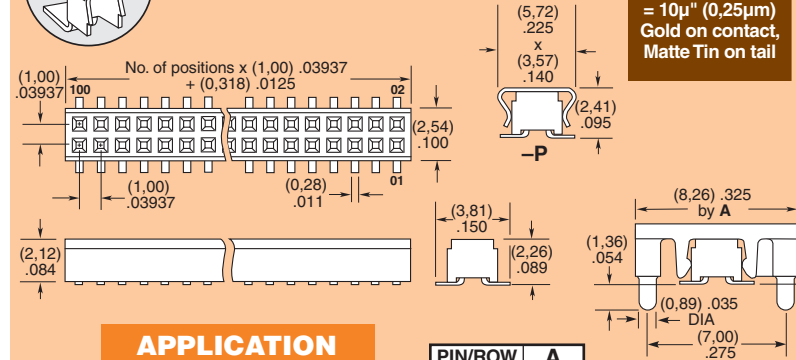
**Insulator Material:** Black LCP  
**Contact Material:** Phosphor Bronze  
**Plating:** Au, Sn or SnPb over 50µ" (1,27µm) Ni  
**Current Rating:** 3A @ 80°C ambient  
**Operating Temp Range:** -55°C to +125°C  
**Contact Resistance:** 15 mΩ max  
**Insertion Depth:** Top Entry = (1,40mm) .055" min., Bottom Entry = (2,41mm) .095" min. (Add board thickness for correct post OAL)  
**Insertion Force:** 1.5oz (0,42N) average  
**Normal Force:** 40 grams (0,39N) average  
**Withdrawal Force:** .75oz (0,21N) average  
**Max Cycles:** 100 with 10µ" (0,25µm) Au  
**RoHS Compliant:** Yes  
**Lead-Free Solderable:** Yes  
**SMT Lead Coplanarity:** (0,10mm) .004" max (02-25) (0,15mm) .006" max (26-50)  
**Note:** Some lengths, styles and options are non-standard, non-returnable.



Mates with: FTM, FTMH, MW



02 thru 50



**-F**  
= Gold flash on contact, Matte Tin on tail

**-L**  
= 10µ" (0,25µm) Gold on contact, Matte Tin on tail

**-BE**  
= Bottom Entry (Required for bottom entry)

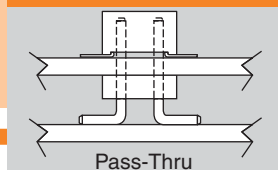
**-K**  
= (3,50mm) .138" DIA Polyimide film Pick & Place Pad (7 positions minimum)

**-P**  
= Pick & Place Pad (7 positions minimum)

**-PA**  
= Pick & Place Pad with integral Alignment Pin

**-TR**  
= Tape & Reel Packaging

## APPLICATION



PIN/ROW	A
04-15	(3,56) .140
16-50	(7,11) .280

## APPLICATION SPECIFIC OPTION

- Alignment Pin available.
  - Other Gold plating options available.
- Call Samtec.

## SPECIFICATIONS

For complete specifications and recommended PCB layouts see [www.samtec.com?MLE](http://www.samtec.com?MLE)

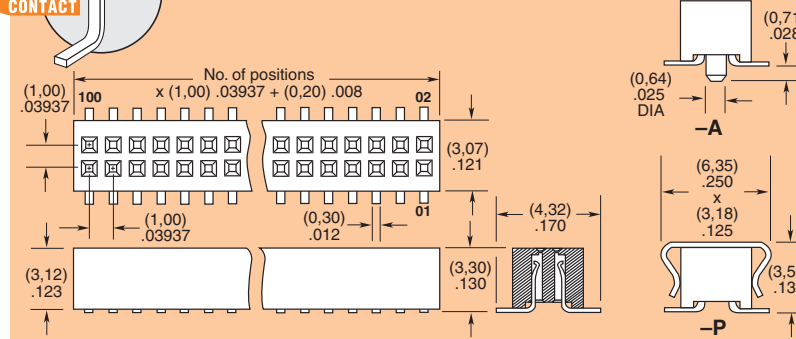
**Insulator Material:** Black LCP  
**Contact Material:** BeCu  
**Operating Temp Range:** -55°C to +125°C  
**Plating:** Au over 10µ" (0,25µm) Ni  
**Insertion Depth:** (1,63mm) .064" to (3,18mm) .125" with (0,38mm) .015" wipe, pass-through, or (2,44mm) .096" minimum for bottom entry  
**Insertion Force:** 2.70oz (0,75N) average  
**Withdrawal Force:** 0.50oz (0,14N) average  
**RoHS Compliant:** Yes  
**Lead-Free Solderable:** Yes  
**SMT Lead Coplanarity:** (0,10mm) .004" max (02-25) (0,15mm) .006" max (26-50)  
**Note:** Some lengths, styles and options are non-standard, non-returnable.



Mates with: FTM, FTMH, MW



02 thru 50



**-G**  
= 10µ" (0,25µm) Gold

**-A**  
= Alignment Pin (3 positions minimum) Metal or plastic at Samtec discretion.

**-K**  
= (4,00mm) .1575" DIA Polyimide film Pick & Place Pad (5 positions minimum)

**-P**  
= Metal Pick & Place Pad (5 positions minimum)

**-TR**  
= Tape & Reel Packaging

Due to technical progress, all designs, specifications and components are subject to change without notice.

[WWW.SAMTEC.COM](http://WWW.SAMTEC.COM)