

MTSW-125-24-L-T-225



(2,54mm) .100"

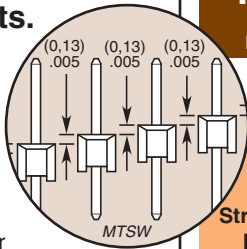
MTSW, HMTSW SERIES

MODIFIED .025" SQ POST HEADERS

Mates with:
SSW, SSQ, ESW, ESQ,
BCS, BSW, IDSS, IDSD,
CES, SLW, HLE, SSM

Modified .025" strips permit custom post heights.

Samtec offers the greatest stacking flexibility in the industry. The "M" stands for Modified. You tell us the post height you need and we'll deliver it.



TYPE STRIP	PIN PITCH	NO. PINS PER ROW	LEAD STYLE
MTSW = Modified Strip HMTSW = Hi-Temp Modified Strip	-1 = (2,54mm) .100" Pitch 	-2 = (5,08mm) .200" Pitch 	

SPECIFICATIONS

For complete specifications see www.samtec.com?MTSW

MTSW

Insulator Material:
Black Glass Filled Polyester



Terminal Material:
Phosphor Bronze



Plating: Au or Sn over 50µ" (1,27µm) Ni

Current Rating:
3 amp continuous

Operating Temp Range:
-55°C to +125°C with Gold

-55°C to +105°C with Tin

RoHS Compliant:
Yes

Lead-Free Solderable:
Wave Only

SPECIFICATIONS

For complete specifications see www.samtec.com?HMTSW

HMTSW

Same as MTSW



except:

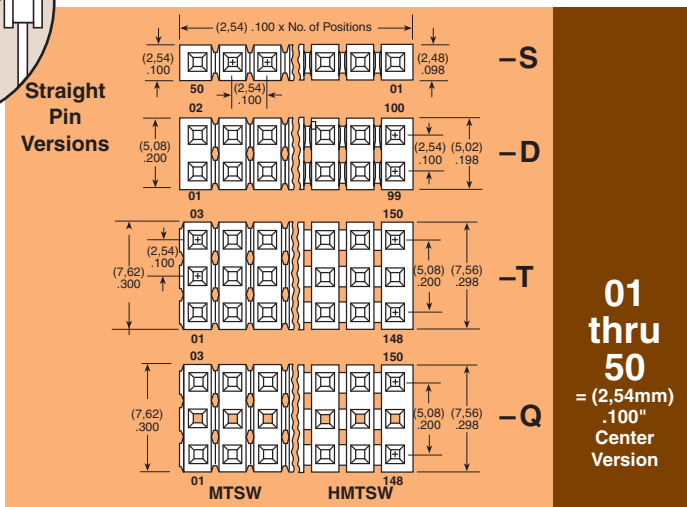
Insulator Material:
Natural Liquid Crystal Polymer



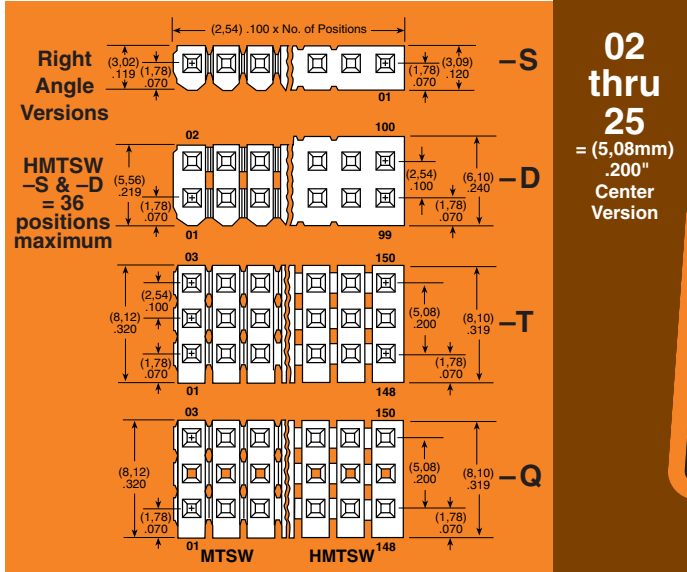
Lead-Free Solderable:
Yes

Note:

These Series are non-standard, non-returnable.



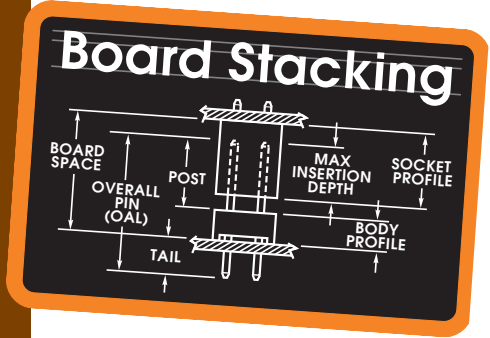
01 thru 50
= (2,54mm) .100" Center Version



02 thru 25
= (5,08mm) .200" Center Version

SPECIFY "LEAD STYLE" FROM CHART

LEAD STYLE	OAL
-06	(7,62) .300
-07	(10,92) .430
-08	(13,46) .530
-09	(18,54) .730
-10	(21,08) .830
-11	(23,62) .930
-12	(26,16) 1.030
-13	(31,24) 1.230
-21	(36,32) 1.430
-22	(36,32) .830
-23	(11,30) .445
-24	(12,19) .480
-27	(33,78) 1.330
-28	(28,70) 1.130




Due to technical progress, all designs, specifications and components are subject to change without notice.


WWW.SAMTEC.COM

MTSW-126-09-L-S-430-RA


MTSW-203-11-T-T-740




MTSW-110-27-G-D-990



MTSW-112-12-G-Q-730-RA



MTSW-125-07-T-S-100



PLATING OPTION

-L

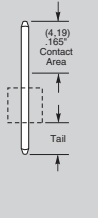
= 10µ" (0,25µm) Gold on post,
Matte Tin on tail

-G

= 10µ" (0,25µm) Gold on post,
Gold flash on balance

-T

= Matte Tin



Note: Other Gold plating options available.
Contact Samtec.

ROW OPTION

-S

= Single

-D

= Double

-T

= Triple

-Q

= Double Row
.200" (5,08mm)
row space

POST HEIGHT

OTHER OPTION

POLARIZED OPTION


-“XXX”

= Polarized
(Specify “XXX” as
position number)

-RA or -RE = Right Angle

-LL

= Locking Lead
(N/A with -RE
N/A in single row 1 or 2
positions. Available on
tails from (2,29) .090" to
(10,16) .400" only)



-LA = -RA Option with -LL Option
(Maximum “C” = (13,46) .530)

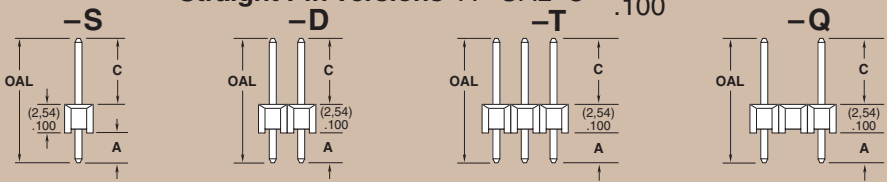
-“XXXX” = “C” Dimension (Specify post height in INCHES - .005" (0,13mm) increments)

FOR A = (2,29) .090

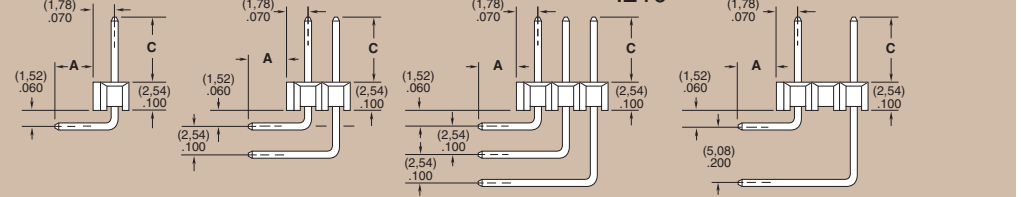
LEAD STYLE	OAL	C MAXIMUM STRAIGHT	C MAXIMUM w/RA	C MAXIMUM w/RE
-06	(7,62) .300	(2,79) .110	N/A	N/A
-07	(10,92) .430	(6,10) .240	(3,30) .130	N/A
-08	(13,46) .530	(8,64) .340	(5,84) .230	(3,30) .130
-09	(18,54) .730	(13,72) .540	(10,92) .430	(8,38) .330
-10	(21,08) .830	(16,26) .640	(13,46) .530	(10,92) .430
-11	(23,62) .930	(18,80) .740	(16,00) .630	(13,46) .530
-12	(26,16) 1.030	(21,34) .840	(18,54) .730	(16,00) .630
* -13	(31,24) 1.230	(26,42) 1.040	(23,62) .930	(21,08) .830
* -21	(36,32) 1.430	(31,50) 1.240	(28,70) 1.130	(26,16) 1.030
* -22	(16,00) .630	(11,18) .440	(8,38) .330	(5,84) .230
* -23	(11,30) .445	(6,48) .255	(3,68) .145	N/A
* -24	(12,19) .480	(7,37) .290	(4,57) .180	N/A
* -27	(33,78) 1.330	(28,96) 1.140	(26,16) 1.030	(23,62) .930
* -28	(28,70) 1.130	(23,88) .940	(21,08) .830	(18,54) .730

* Styles -21, -23, -24, -27
not available with -D Right Angle
Styles -13, -21, -23, -24, -27, -28
not available with -T or -Q Right Angle

Straight Pin Versions A = OAL - C - (2,54) .100

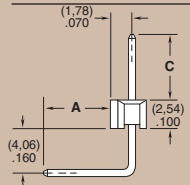


Right Angle Versions (-RA Options) A = OAL - C - (5,33) .210



Right Angle Versions (-RE Options) Single Row Only

A = OAL - C - (7,87) .310



Due to technical progress, all designs, specifications and components are subject to change without notice.

WWW.SAMTEC.COM