




HFWS-06-02-T-S-RA



SW-10-04-T-S-350-150



FWS-06-01-T-S

(5,08mm) .200"

FWS, HFWS, SW SERIES

POWER TERMINAL STRIP

SPECIFICATIONS

For complete specifications see www.samtec.com?FWS or www.samtec.com?HFWS

FWS/HFWS

Insulator Material:

- Glass Filled Polyester (FWS)
- Liquid Crystal Polymer (HFWS)

Terminal Material:

- Phosphor Bronze

Plating:

- Sn over 50µ" (1,27µm) Ni
- Operating Temp Range: -55°C to +105°C

Voltage Rating:

- 500 VAC mated with PSS

RoHS Compliant:

- Yes

Processing:

(HFWS-VS)

Lead-Free Solderable:

- Yes
- SMT Lead Coplanarity: (0,20mm) .008" max (02-15)
- (0,25mm) .010" max (16-20)



TYPE STRIP

FWS

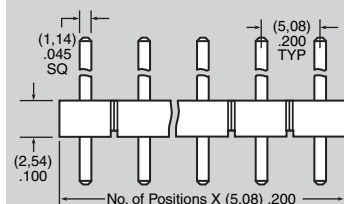
= Standard Header

HFWS

= High Temp Header

Mates with:
PSS, HPF

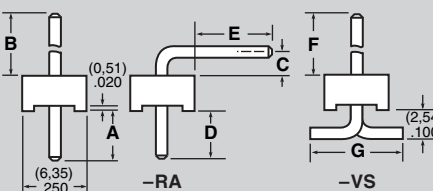
01 thru 20



NO. PINS

LEAD STYLE

Specify LEAD STYLE from chart below.



| LEAD STYLE | A | B | C | D | E | F | G |
|------------|-------------|--------------|-------------|-------------|--------------|--------------|-------------|
| -01 | (4,57) .180 | (11,94) .470 | — | — | — | (10,72) .422 | (8,64) .340 |
| -02 | (4,57) .180 | (13,21) .520 | (2,54) .100 | (4,57) .180 | (8,08) .318 | (12,24) .482 | (8,38) .330 |
| -04 | (4,09) .161 | (21,06) .829 | (4,95) .195 | (3,96) .156 | (13,82) .544 | — | — |
| -05 | (4,57) .180 | (3,81) .150 | — | — | — | — | — |

PLATING OPTION

S

-T
= Matte Tin

TAIL OPTION

OTHER OPTION

-VS-P
= Surface Mount with Pick & Place Pad (3 Pos. min.) (6,98mm) .275" min. post height

Leave blank for Through-Hole

-RA
= Right Angle

-VS
= Surface Mount (2 pins/row minimum) Requires HFWS

| CURRENT RATING | |
|----------------|---------|
| AMBIENT TEMP | PSS/FWS |
| 20°C | 16.3A |
| 40°C | 15.0A |
| 60°C | 13.0A |
| 95°C | 8.7A |

4 POSITIONS POWERED

SPECIFICATIONS

For complete specifications see www.samtec.com?SW

Insulator Material:

- Glass Filled Polyester (SW-TH)
- Liquid Crystal Polymer (SW-VS)

Terminal Material:

- Phosphor Bronze

Plating:

- SN over 50µ" (1,27µm) Ni
- Operating Temp Range: -55°C to + 105°C

RoHS Compliant:

- Yes

Processing:

(SW-VS)

Lead Free Solderable:

- Yes
- SMT Lead Coplanarity: (0,20mm) .008 max.



TYPE STRIP

SW
= Standard Stacker

NO. PINS

04

PLATING OPTION

-T
= Matte Tin

S

STACK HEIGHT

-“XXX”
= Stacker Height (in inches) (0,13mm) .005" increments
Example: -250 = (6,35mm) .250"

POST HEIGHT

-“XXX”
= Post Height (in inches)

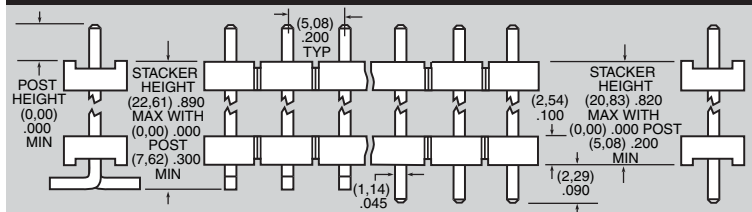
TAIL OPTION

Leave blank for Through-Hole

-VS
= Surface Mount (2 pins/row minimum)

-VS-P
= Surface Mount with Pick & Place Pad (3 Pos. min.) (6,98mm) .275" max. post height

02 thru 20



Mates with:
PSS, HPF

Note: Some lengths, styles and options are non-standard, non-returnable.

Due to technical progress, all designs, specifications and components are subject to change without notice.

WWW.SAMTEC.COM

SAMTEC USA • Tel: 1-800-SAMTEC-9 or 812-944-6733 SAMTEC SILICON VALLEY • Tel: 408-395-5900 SAMTEC SOUTHERN CALIFORNIA • Tel: 1-800-726-8329
 SAMTEC AMERICA LATINA COMERCIO EXTERIOR LTDA • Tel: (+55 31) 3786 3227 SAMTEC UNITED KINGDOM • Tel: 44 01236 739292 SAMTEC GERMANY • Tel: +49 (0) 89 / 89460-0
 SAMTEC FRANCE • Tel: 33 01 60 95 06 60 SAMTEC ITALY • Tel: 39 039 6890337 SAMTEC NORDIC/BALTIC • Tel: +46-84477280 SAMTEC BENELUX • Tel: 44 01236 739292
 SAMTEC ISRAEL • Tel: 972-3-7526600 SAMTEC INDIA • Tel: +91-80-3272 1612 SAMTEC ASIA PACIFIC • Tel: 65 6745-5955 SAMTEC JAPAN • Tel: 045-475-1385 SAMTEC CHINA • Tel: 86-21-61103766
 SAMTEC TAIWAN • Tel: 886-2-27356109 SAMTEC HONG KONG • Tel: 852-26904858 SAMTEC KOREA • Tel: 82-31-717-5685 SAMTEC ANZ • Tel: 613 9580 0683