





(1,27mm) .050"

FW SERIES



FW-20-05-G-D-500-075

FW-10-05-G-D-400-090-A



SMT MICRO BOARD STACKER

SPECIFICATIONS

For complete specifications and recommended PCB layouts see www.samtec.com?FW

Insulator Material:

Black Liquid Crystal Polymer

Terminal Material:

Phosphor Bronze

Plating:

Sn or Au over 50µ" (1,27µm) Ni

Current Rating:

1.75A @ 80°C ambient

Operating Temp Range:

-55°C to +125°C

RoHS Compliant:

Yes

Processing:

Lead-Free Solderable:

Yes

SMT Lead Coplanarity:

(0,10mm) .004" max (02-30)

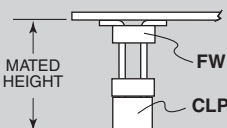
(0,15mm) .006" max (31-50)



Mates with:
CLP, FFSD, FLE

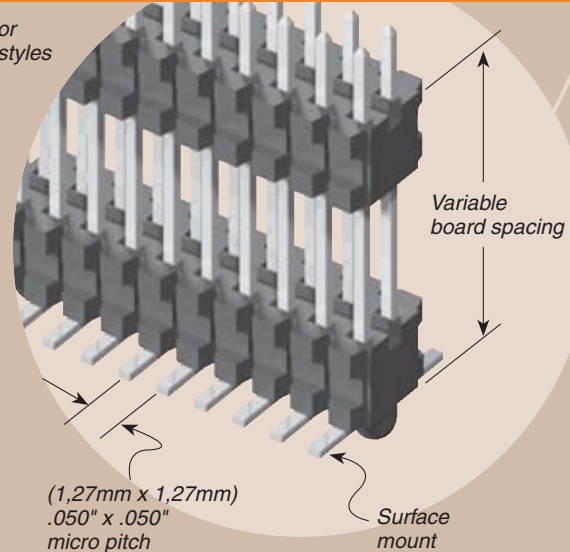
Low profile or skyscraper styles

APPLICATIONS



| LEAD STYLE | | MATED HEIGHT* |
|----------------------|-----|---------------|
| FW | CLP | |
| FW-XX-03-X-X-233-065 | -02 | (8,13) .320 |
| FW-XX-03-X-X-303-065 | | (9,91) .390 |

*Processing conditions will affect mated height.



(1,27mm x 1,27mm) .050" x .050" micro pitch

| 1,27mm FW/CLP | Rated @ 3dB Insertion Loss |
|-----------------------------|----------------------------|
| 17,7mm Stack Height | |
| Single-Ended Signaling | 3.0 GHz / 6.0 Gbps |
| Differential Pair Signaling | 4.0 GHz / 8.0 Gbps |

Performance data for other stack heights and complete test data available at www.samtec.com?FW or contact sig@samtec.com.

| FW | NO. PINS PER ROW | LEAD STYLE | PLATING OPTION | D | STACKER HEIGHT | POST HEIGHT | OPTION |
|----|------------------|-------------------------------|---|---|--|---|--|
| | 02 thru 50 | Specify LEAD STYLE from chart | -F = Gold flash on post, Matte Tin on tail -L = 10µ" (0,25µm) Gold on post, Matte Tin on tail -G = 10µ" (0,25µm) Gold on post, Gold flash on tail | | - "XXX" = Stacker Height (in inches) Example: -250 = (6,35mm) .250" | - "XXX" = Post Height (in inches) (1,65mm) .065" minimum Example: -065 = (1,65mm) .065" | -ES = End Shroud (-075 post height only. Mate only with CLP) (5,46mm) .215" to (15,49mm) .610" stacker height only 9 pins/row min. -EP = End Shroud with Guide Post (-075 post height only. Mate only with CLP.) (5,46mm) .215" to (15,49mm) .610" stacker height only 9 pins/row min. -A = Alignment Pin (3 positions min.) (5,46mm) .215" to (17,75mm) .620" stacker height only -P = Pick & Place Pad (5 positions min.) -TR = Tape & Reel (Post+Stacker Height = (17,46mm) .6875 max.) |

| LEAD STYLE | STACKER HEIGHT | STACKER + POST |
|------------|-----------------------------|------------------------------|
| -03 | (5,46) .215 to (8,51) .335 | (7,11) .280 to (10,16) .400 |
| -05 | (8,64) .340 to (15,49) .610 | (10,29) .405 to (17,15) .675 |

ALSO AVAILABLE

- Smaller stack heights. Call Samtec.

TAPE & REEL AVAILABILITY

No tooling charges. Minimum order is the lesser of a full reel quantity or 125 pieces. Order any quantity above minimum. In-house design, manufacture. Quick turn-around. Call Samtec for specifications and ordering information.

Note: This Series is non-standard, non-returnable.

Due to technical progress, all designs, specifications and components are subject to change without notice.

WWW.SAMTEC.COM