

FTM-125-02-L-DV

FTMH-116-02-L-DV-P

FTMH-111-02-F-DV-ES-A



(1,00mm) .03937"

FTMH, FTM SERIES

SMT MICRO TERMINIAL STRIPS

SPECIFICATIONS

For complete specifications and recommended PCB layouts see www.samtec.com?FTMH or www.samtec.com?FTM

Insulator Material: Black Liquid Crystal Polymer



Terminal Material: Phosphor Bronze

Current Rating: FTMH = 2.5A @ 80°C ambient

FTM = 1.5A @ 80°C ambient

Operating Temp Range: -55°C to +125°C

Plating: Sn or Au over

50µ" (1,27µm) Ni

RoHS Compliant: Yes

Processing: Lead-Free Solderable:

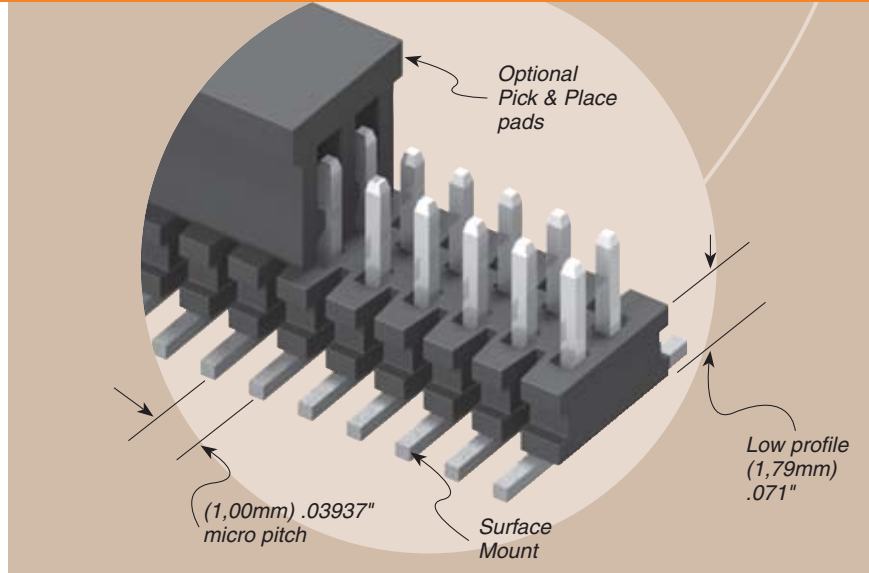
Yes

-DV Lead Coplanarity: (0,10mm) .004" max

-DH Lead Coplanarity: (0,10mm) .004" max (05-25)

(0,15mm) .006" max (26-50)

Mates with: CLM, MLE



APPLICATION SPECIFIC OPTION

End shrouds with board locks available. Molded end shrouds available for 05 through 08 positions. Call Samtec.

TYPE STRIP

1

NO. PINS PER ROW

LEAD STYLE

PLATING OPTION

FTMH = SMT Micro

FTM = Micro Low Profile

FTMH & FTM = 02 thru 50 (FTMH -DH Row Option) (FTM except -S & -SA option 04 thru 46)

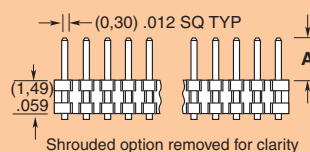
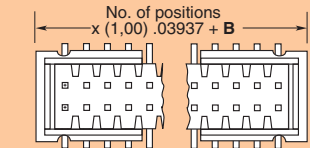
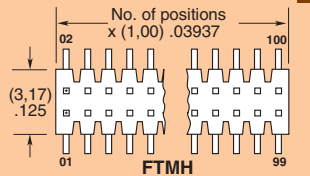
FTMH = 05 thru 50 (-DV Row Option)

-02 = (1,91) .075" Post (Mates with MLE)

-03 = (1,65) .065" Post (Mates with CLM)

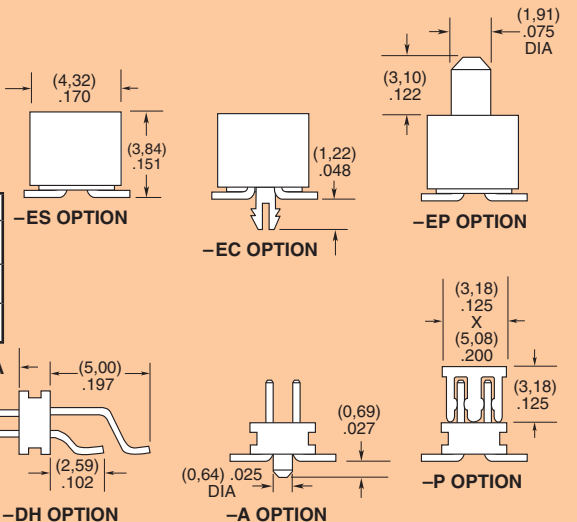
-F = Gold flash on post, Matte Tin on tail

-L = 10µ" (0,25µm) Gold on post, Matte Tin on tail



FTMH	
OPTION	B
-ES	(1,57) .062
-EC	(4,06) .160
-EP	(5,49) .216

FTMH	
LEAD STYLE	A
-02	(1,91) .075
-03	(1,65) .065




Note: Some lengths, styles and options are non-standard, non-returnable.

Due to technical progress, all designs, specifications and components are subject to change without notice.

WWW.SAMTEC.COM

FTMH-122-02-F-DV-EC



FTMH-120-02-L-DV



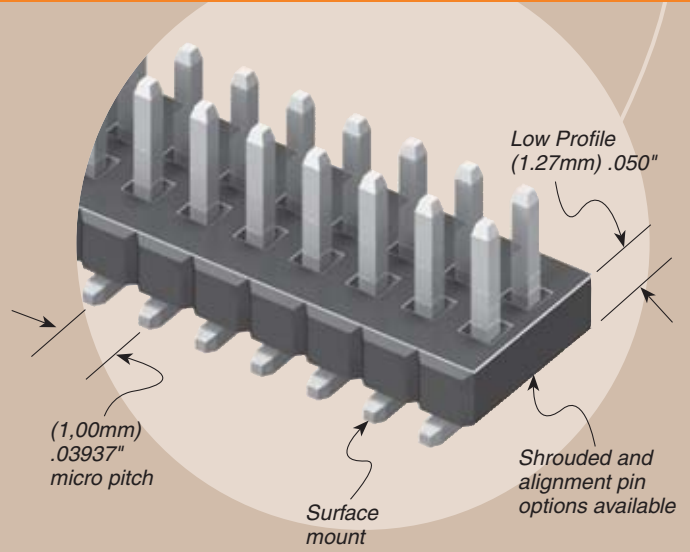


FTMH-135-02-F-DH



FTM-125-02-DV

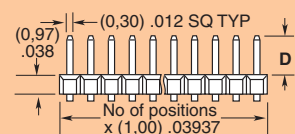
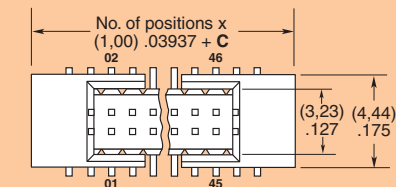
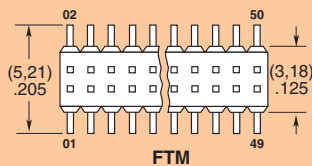


FTMH-128-02-L-DV-EP



ROW OPTION

- DV = Dual Vertical
- DH = Dual Horizontal (FTMH only)



Shrouded options removed for clarity

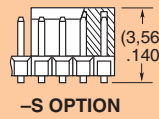
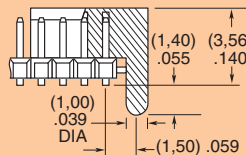
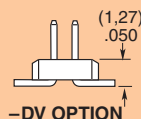
FLEX SHROUD OPTIONS

(FTMH-DV only with 9 pins/row minimum)

- ES = End Shroud
- EC = End Shroud with Locking Clip (Manual placement required)
- EP = End Shroud with Guide Post (Use only when mating with CLM)

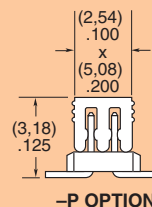
FTM	
OPTION	C
-S	(7,00) .276
-SA	(4,00) .157

FTM	
LEAD STYLE	D
-02	(1,91) .075
-03	(1,65) .065



OTHER OPTIONS

- A = Alignment Pin (3 positions minimum) Metal or plastic at Samtec discretion (FTMH-DV only)
- K = (2,50mm) .098" DIA Polyimide Film Pick & Place Pad (FTMH-DH only)
- P = Plastic Pick & Place Pad (-DV only) (6 positions minimum)
- TR = Tape & Reel



Due to technical progress, all designs, specifications and components are subject to change without notice.

WWW.SAMTEC.COM

SAMTEC USA • Tel: 1-800-SAMTEC-9 or 812-944-6733 SAMTEC SILICON VALLEY • Tel: 408-395-5900 SAMTEC SOUTHERN CALIFORNIA • Tel: 1-800-726-8329
 SAMTEC AMERICA LATINA COMERCIO EXTERIOR LTDA • Tel: (+55 31) 3786 3227 SAMTEC UNITED KINGDOM • Tel: 44 01236 739292 SAMTEC GERMANY • Tel: +49 (0) 89 / 89460-0
 SAMTEC FRANCE • Tel: 33 01 60 95 06 60 SAMTEC ITALY • Tel: 39 039 8890337 SAMTEC NORDIC/BALTIC • Tel: +46-84477280 SAMTEC BENELUX • Tel: 44 01236 739292 SAMTEC ISRAEL • Tel: 972-3-7526600
 SAMTEC INDIA • Tel: +91-80-3272 1612 SAMTEC ASIA PACIFIC • Tel: 65 6745-5955 SAMTEC JAPAN • Tel: 045-475-1385 SAMTEC CHINA • Tel: 86-21-61103766 SAMTEC TAIWAN • Tel: 886-2-2735-6109
 Downloaded from Elcodis.com electro SAMTEC HONG KONG • Tel: 852-2600-9858 SAMTEC KOREA • Tel: 82-31-717-5685 SAMTEC ANZ • Tel: 613 9512 7747 SAMTEC SOUTH AFRICA • Tel: 27 11 452 8112