

PRODUCT NUMBER  
5 4 2 0 2 - X X X X X - X X X LF

PLATING  
S=15μ[0.38μ]GOLD ON CONTACT AREA  
100μ[2.5μ]TIN ON TAIL  
G=30μ[0.76μ]GOLD ON CONTACT AREA  
100μ[2.5μ]TIN ON TAIL  
T=100μ[2.5μ]TIN ON CONTACT AREA AND ON TAIL(SEE NOTE 11, 15)  
F=2μ[0.05μ]GOLD ON CONTACT AREA AND ON TAIL

LEAD FREE OPTION NOTE 9 & 10

POLARIZATION NOTE 6

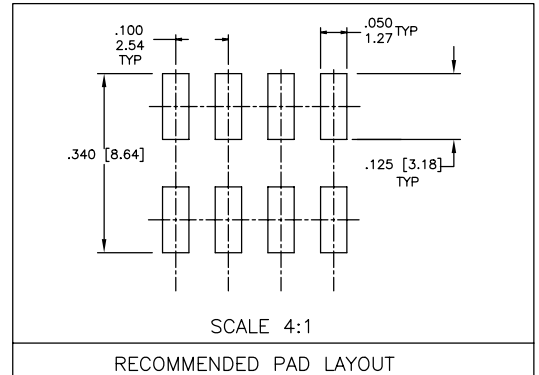
PACKAGING TYPE, NOTE 5

POSITIONS PER ROW 02 TO 20

LEAD STYLE	POST
08	0.230/5.84
30	0.318/8.08

NOTES:

- HOUSING MAT'L: HIGH TEMPERATURE THERMOPLASTIC. FLAME RETARDANT PER UL 94V-0 COLOR: BLACK OR MINERAL FILLED LCP FLAME RETARDENT PER UL-94V-0. COLOR: BLACK. THESE PART NUMBERS WILL WITHSTAND EXPOSURE TO 260 C PEAK TEMPERATURE FOR 20 SECONDS IN WAVE SOLDER, INFRA-RED OR VAPOR PHASE SOLDER PROCESS.
- PIN MATERIAL: PHOSPHOR-BRONZE
- TO DETERMINE DIMENSIONS:  
N = NUMBER OF POSITIONS PER ROW.  
EXAMPLE: 10 POS., N x .100/2.54=1.00/25.4
- 2LBS/0.9KG MIN. PIN RETENTION IN EITHER DIRECTION.
- PACKAGING: - =POLY BAGS WITHOUT PICKUP CAP.  
T =TUBES (OMIT DASH IF NOT POLARIZED).  
P =TUBES WITH PICKUP CAPS.  
A =TAPE AND REEL WITH PICKUP CAPS.
- FOR POLARIZATION, SPECIFY POSITION NUMBER (i.e. A03=ROW A POS. 3) TO OMIT PIN. OMIT FROM PRODUCT NUMBER IF THIS FEATURE IS NOT APPLICABLE. PRODUCT MANAGEMENT APPROVAL REQUIRED PRIOR TO RELEASE OR SALE OF POLARIZED PRODUCTS.
- UNDERPLATING: 50μ"/1.2μm Ni.
- PIN TIPS ON Sn PLATED PRODUCT MAY HAVE BARE METAL ON TWO SIDES, BOTH ENDS.
- PART NUMBERS WITH "LF" SUFFIX AT THE END ARE LEAD FREE.
- THESE PRODUCTS MEETS EUROPEAN UNION DIRECTIVES AND OTHER COUNTRY REGULATION AS DESCRIBED IN GS-22-008.
- "THIS PRODUCT HAS 100% PURE TIN PLATING IN THE INTERFACE AND HAS NOT BEEN TESTED FOR WHISKER GROWTH IN ALL INTERCONNECT ENVIRONMENTS."
- THE HOUSING WILL WITHSTAND EXPOSURE TO 260°C PEAK TEMPERATURE FOR 20 SECONDS IN A CONVECTION, INFRA-RED OR VAPOR PHASE REFLOW OVEN. SEE APPLICATION NOTES/PROCEDURES IF THEY ARE AVAILABLE.



www.fciconnect.com		surface ISO 1302	6.4	tolerance std ISO 406 ISO 1101	projection	INCH/MM
		TOLERANCES UNLESS OTHERWISE SPECIFIED		size A4		Scale 1.000
Dr	D.INGRAM	05/17/99	ANGULAR	0.X	±0.3	
Eng	H.SUNDY	07/21/99	LINEAR	0.XX	±0.15	
Chr	H.SUNDY	07/21/99	0° ±2°	0.XXX	±0.05	ECN N10-0438
Appr	H.SUNDY	07/21/99	Product family BERGSTIK		Spec ref	
FCJ		.100 UNSHROUDED HDR. DUAL ROW VERT. SMT.		2 @ 8	54202	Rev. V
catalog no		CUSTOMER		sheet 1 of 3		

rev	ecn no	dr	date
N	M06-0268	MHT	7/17/06
P	M06-0435	MHT	10/31/06
R	M07-0092	MHT	2/07/07
S	M07-0361	MHT	8/14/07
T	M08-0208	MHT	7/18/08
U	M08-0279	MHT	9/30/08
V	N10-0438	ZJ	2010-12-28

PDM: Rev:V

STATUS:Released

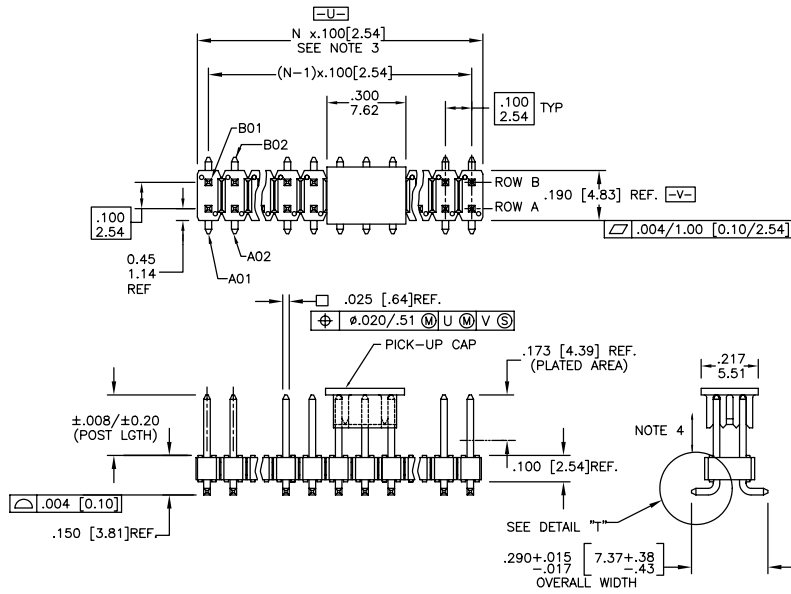
Printed: Dec 29, 2010



Copyright FCJ

REV 7 - 2004-07

PRODUCT NUMBER  
SEE TABLE



.000 to .008 MAX.  
LEG TIP TOE UP  
TYPICAL

VIEW N.T.S.  
DETAIL "T"

www.fciconnect.com		surface ISO 1302 ✓	tolerance std ISO 406 ISO 1101	projection ISO 10	INCH/MM
		TOLERANCES UNLESS OTHERWISE SPECIFIED			
Dr	DINGRAM	05/17/99	ANGULAR	0X	±0.3
Eng	H.SUNDY	07/21/99	LINEAR	0XX	±0.15
Chr	H.SUNDY	07/21/99	0° ±2°	0XXX	±0.05
Appr	H.SUNDY	07/21/99	Product family	BERGSTIK	Spec ref
FCI		.100 UNSHROUDED HDR. DUAL ROW VERT. SMT.		2 of 3	54202
catalog no		CUSTOMER		sheet 2 of 3	

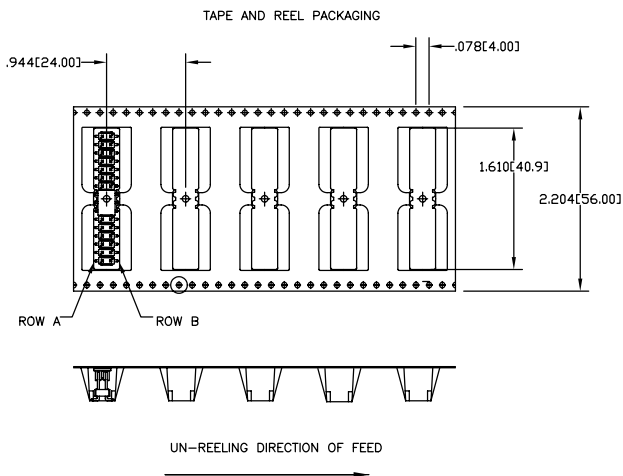
3 PDM: Rev:V

STATUS: Released

4 Printed: Dec 29, 2010

TAPE AND REEL PACKAGING

SIZE	LEAD STYLE 08 POST (0.230 [5.84])	LEAD STYLE 30 POST (0.318 [8.08])
2X2	YES	
2X3	YES	
2X4	YES	YES
2X5	YES	
2X6	YES	
2X7	YES	YES
2X8	YES	
2X9		
2X10	YES	
2X11	YES	
2X12		YES
2X13	YES	
2X14		
2X15	YES	
2X16		YES
2X17	YES	
2X18		
2X19		
2X20		



Cross Reference

CORE RANGE	EXTENDED RANGE
54202-X08XXLF	95278-X01-XXLF
54202-X30XXLF	95278-X02-XXLF

www.fciconnect.com		surface ISO 1302 ✓	tolerance std ISO 406 ISO 1101	projection INCH/MM	INCH/MM
		TOLERANCES UNLESS OTHERWISE SPECIFIED		size A4	Scale 1.000
Dr	D.INGRAM	05/17/99	ANGULAR	0.X	±0.3
Eng	H.SUNDY	07/21/99	LINEAR	0.XX	±0.15
Chr	H.SUNDY	07/21/99	0° ±2°	0.XXX	±0.05
Appr	H.SUNDY	07/21/99	Product family	BERGSTIK	Spec ref
FCJ		.100 UNSHROUDED HDR. DUAL ROW VERT. SMT.		54202	Rev. V
catalog no		CUSTOMER		sheet 3 of 3	

REV 7 - 2004-07

3 PDM: Rev:V

STATUS:Released

4 Printed: Dec 29, 2010