

4

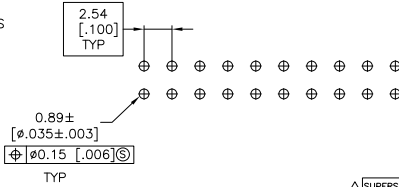
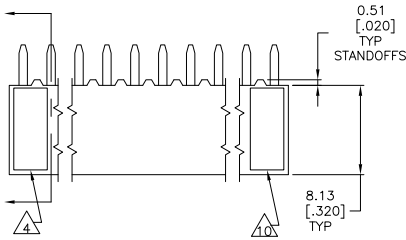
3

2

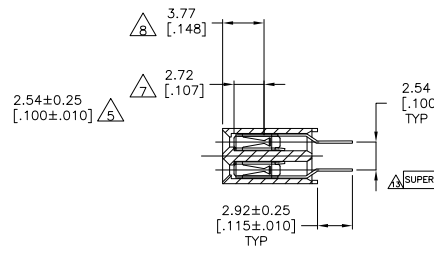
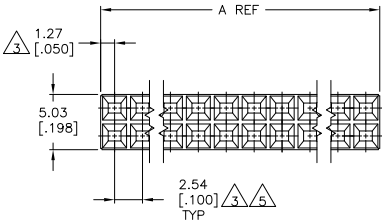
1

THIS DRAWING IS UNPUBLISHED. RELEASED FOR PUBLICATION. ALL RIGHTS RESERVED.

LOC		DIST		REVISIONS			
AD	00	F	LTR	DESCRIPTION	DATE	OWN	APPD
		R4		REVISED PER ECO-11-004587	11MAR11	RK	HMP



RECOMMENDED PC BOARD HOLE PATTERN
PC BOARD THICKNESS 1.57[.062]



- 1 HOUSING: FLAME RETARDANT, GLASS FILLED, POLYESTER, COLOR: BLACK. CONTACT: PHOSPHOR BRONZE
- 2 CONTACT: DUPLEX PLATED 0.76µm[.000030] GOLD IN CONTACT AREA, 3.81-7.62µm[.000150-.000300] BRIGHT TIN-LEAD ON LEADS ALL OVER 1.27µm[.000050] MINIMUM NICKEL
- 3 THESE DIMENSIONS PERTAIN TO CAVITY CENTERLINES ONLY - NOT TO CONTACT LOCATIONS
- 4 PART NUMBER AND DATE CODE ARE MARKED IN APPROXIMATE LOCATION SHOWN.
- 5 TOLERANCE IS NON-CUMULATIVE.
- 6 2 POSITION DATE CODE IS MARKED OPPOSITE SIDE OF TE CONNECTIVITY LOGO.
- 7 POINT-OF-MEASUREMENT DIMENSION FOR PLATING THICKNESS (INSIDE CONTACT BEAM).
- 8 POINT-OF-CONTACT DIMENSION.
- 9 NO PART NUMBER MARKING REQUIRED FOR THIS PART.
- 10 TE CONNECTIVITY LOGO AND CSA LOGO ARE MOLDED INTO HOUSING.
- 11 CONTACT: DUPLEX PLATED 0.76µm[.000030] MIN GOLD IN CONTACT AREA, 3.81-7.62µm[.000150-.000300] MATTE TIN ON LEADS ALL OVER 1.27µm[.000050] MIN NICKEL
- 12 ROHS 2002 /95/EC COMPLIANT.
- 13 OBSOLETE PARTS: OBSOLETE CIS STREAMLINING PER D.RENAUD/D.SINISI

99.06	[3.900]	101.60	[4.000]	80	4-534206-0
96.52	[3.800]	99.06	[3.900]	78	3-534206-9
93.98	[3.700]	96.52	[3.800]	76	3-534206-8
91.44	[3.600]	93.98	[3.700]	74	3-534206-7
88.90	[3.500]	91.44	[3.600]	72	3-534206-6
86.36	[3.400]	88.90	[3.500]	70	3-534206-5
83.82	[3.300]	86.36	[3.400]	68	3-534206-4
81.28	[3.200]	83.82	[3.300]	66	3-534206-3
78.74	[3.100]	81.28	[3.200]	64	3-534206-2
76.20	[3.000]	78.74	[3.100]	62	3-534206-1
73.66	[2.900]	76.20	[3.000]	60	3-534206-0
71.12	[2.800]	73.66	[2.900]	58	2-534206-9
68.58	[2.700]	71.12	[2.800]	56	2-534206-8
66.04	[2.600]	68.58	[2.700]	54	2-534206-7
63.50	[2.500]	66.04	[2.600]	52	2-534206-6
60.96	[2.400]	63.50	[2.500]	50	2-534206-5
58.42	[2.300]	60.96	[2.400]	48	2-534206-4
55.88	[2.200]	58.42	[2.300]	46	2-534206-3
53.34	[2.100]	55.88	[2.200]	44	2-534206-2
50.80	[2.000]	53.34	[2.100]	42	2-534206-1
48.26	[1.900]	50.80	[2.000]	40	2-534206-0
45.72	[1.800]	48.26	[1.900]	38	1-534206-9
43.18	[1.700]	45.72	[1.800]	36	1-534206-8
40.64	[1.600]	43.18	[1.700]	34	1-534206-7
38.10	[1.500]	40.64	[1.600]	32	1-534206-6
35.56	[1.400]	38.10	[1.500]	30	1-534206-5
33.02	[1.300]	35.56	[1.400]	28	1-534206-4
30.48	[1.200]	33.02	[1.300]	26	1-534206-3
27.94	[1.100]	30.48	[1.200]	24	1-534206-2
25.40	[1.000]	27.94	[1.100]	22	1-534206-1
22.86	[.900]	25.40	[1.000]	20	1-534206-0
20.32	[.800]	22.86	[.900]	18	534206-9
17.78	[.700]	20.32	[.800]	16	534206-8
15.24	[.600]	17.78	[.700]	14	534206-7
12.70	[.500]	15.24	[.600]	12	534206-6
10.16	[.400]	12.70	[.500]	10	534206-5
7.62	[.300]	10.16	[.400]	8	534206-4
5.08	[.200]	7.62	[.300]	6	534206-3
2.54	[.100]	5.08	[.200]	4	534206-2
-	-	2.54	[.100]	2	534206-1

THIS DRAWING IS A CONTROLLED DOCUMENT.		REV: 00	DATE: 11MAR11	BY: RK	APPD: HMP
DIMENSIONS: mm [INCHES]		TOLERANCES UNLESS OTHERWISE SPECIFIED:		FINISH	
0 P/LC	± .005	1 P/LC	± .005	2 P/LC	± .005
3 P/LC	± .005	4 P/LC	± .005	5 P/LC	± .005
6 P/LC	± .005	7 P/LC	± .005	8 P/LC	± .005
9 P/LC	± .005	10 P/LC	± .005	11 P/LC	± .005
12 P/LC	± .005	13 P/LC	± .005	14 P/LC	± .005
15 P/LC	± .005	16 P/LC	± .005	17 P/LC	± .005
18 P/LC	± .005	19 P/LC	± .005	20 P/LC	± .005
21 P/LC	± .005	22 P/LC	± .005	23 P/LC	± .005
24 P/LC	± .005	25 P/LC	± .005	26 P/LC	± .005
27 P/LC	± .005	28 P/LC	± .005	29 P/LC	± .005
30 P/LC	± .005	31 P/LC	± .005	32 P/LC	± .005
33 P/LC	± .005	34 P/LC	± .005	35 P/LC	± .005
36 P/LC	± .005	37 P/LC	± .005	38 P/LC	± .005
39 P/LC	± .005	40 P/LC	± .005	41 P/LC	± .005
42 P/LC	± .005	43 P/LC	± .005	44 P/LC	± .005
45 P/LC	± .005	46 P/LC	± .005	47 P/LC	± .005
48 P/LC	± .005	49 P/LC	± .005	50 P/LC	± .005
51 P/LC	± .005	52 P/LC	± .005	53 P/LC	± .005
54 P/LC	± .005	55 P/LC	± .005	56 P/LC	± .005
57 P/LC	± .005	58 P/LC	± .005	59 P/LC	± .005
60 P/LC	± .005	61 P/LC	± .005	62 P/LC	± .005
63 P/LC	± .005	64 P/LC	± .005	65 P/LC	± .005
66 P/LC	± .005	67 P/LC	± .005	68 P/LC	± .005
69 P/LC	± .005	70 P/LC	± .005	71 P/LC	± .005
72 P/LC	± .005	73 P/LC	± .005	74 P/LC	± .005
75 P/LC	± .005	76 P/LC	± .005	77 P/LC	± .005
78 P/LC	± .005	79 P/LC	± .005	80 P/LC	± .005
81 P/LC	± .005	82 P/LC	± .005	83 P/LC	± .005
84 P/LC	± .005	85 P/LC	± .005	86 P/LC	± .005
87 P/LC	± .005	88 P/LC	± .005	89 P/LC	± .005
90 P/LC	± .005	91 P/LC	± .005	92 P/LC	± .005
93 P/LC	± .005	94 P/LC	± .005	95 P/LC	± .005
96 P/LC	± .005	97 P/LC	± .005	98 P/LC	± .005
99 P/LC	± .005	100 P/LC	± .005		

534206

A

4

3

2

1

THIS DRAWING IS UNPUBLISHED. RELEASED FOR PUBLICATION
 © Copyright - By - ALL RIGHTS RESERVED.

LOC	DIST	REVISIONS					
AD	00	F	LNK	DESCRIPTION	DATE	OWN	APPD
-	-	-	-	SEE SHEET 1	-	-	-

△	△	99.06[3.900]	101.60[4.000]	80	△	9-534206-0
△	△	96.52[3.800]	99.06[3.900]	78	△	8-534206-9
△	△	93.98[3.700]	96.52[3.800]	76	△	8-534206-8
△	△	91.44[3.600]	93.98[3.700]	74	△	8-534206-7
△	△	88.90[3.500]	91.44[3.600]	72	△	8-534206-6
△	△	86.36[3.400]	88.90[3.500]	70	△	8-534206-5
△	△	83.82[3.300]	86.36[3.400]	68	△	8-534206-4
△	△	81.28[3.200]	83.82[3.300]	66	△	8-534206-3
△	△	78.74[3.100]	81.28[3.200]	64	△	8-534206-2
△	△	76.20[3.000]	78.74[3.100]	62	△	8-534206-1
△	△	73.66[2.900]	76.20[3.000]	60	△	8-534206-0
△	△	71.12[2.800]	73.66[2.900]	58	△	7-534206-9
△	△	68.58[2.700]	71.12[2.800]	56	△	7-534206-8
△	△	66.04[2.600]	68.58[2.700]	54	△	7-534206-7
△	△	63.50[2.500]	66.04[2.600]	52	△	7-534206-6
△	△	60.96[2.400]	63.50[2.500]	50	△	7-534206-5
△	△	58.42[2.300]	60.96[2.400]	48	△	7-534206-4
△	△	55.88[2.200]	58.42[2.300]	46	△	7-534206-3
△	△	53.34[2.100]	55.88[2.200]	44	△	7-534206-2
△	△	50.80[2.000]	53.34[2.100]	42	△	7-534206-1
△	△	48.26[1.900]	50.80[2.000]	40	△	7-534206-0
△	△	45.72[1.800]	48.26[1.900]	38	△	6-534206-9
△	△	43.18[1.700]	45.72[1.800]	36	△	6-534206-8
△	△	40.64[1.600]	43.18[1.700]	34	△	6-534206-7
△	△	38.10[1.500]	40.64[1.600]	32	△	6-534206-6
△	△	35.56[1.400]	38.10[1.500]	30	△	6-534206-5
△	△	33.02[1.300]	35.56[1.400]	28	△	6-534206-4
△	△	30.48[1.200]	33.02[1.300]	26	△	6-534206-3
△	△	27.94[1.100]	30.48[1.200]	24	△	6-534206-2
△	△	25.40[1.000]	27.94[1.100]	22	△	6-534206-1
△	△	22.86[.900]	25.40[1.000]	20	△	6-534206-0
△	△	20.32[.800]	22.86[.900]	18	△	5-534206-9
△	△	17.78[.700]	20.32[.800]	16	△	5-534206-8
△	△	15.24[.600]	17.78[.700]	14	△	5-534206-7
△	△	12.70[.500]	15.24[.600]	12	△	5-534206-6
△	△	10.16[.400]	12.70[.500]	10	△	5-534206-5
△	△	7.62[.300]	10.16[.400]	8	△	5-534206-4
△	△	5.08[.200]	7.62[.300]	6	△	5-534206-3
△	△	2.54[.100]	5.08[.200]	4	△	5-534206-2
△	△	-	2.54[.100]	2	△	5-534206-1
	FINISH	B	A	NO OF POSN	PART NUMBER	

THIS DRAWING IS A CONTROLLED DOCUMENT. DWG: M. BINNER 08NOV2002
 CHK: J. OLSON 08NOV02

DIMENSIONS: mm [INCHES]

TOLERANCES UNLESS OTHERWISE SPECIFIED:
 0 P.L.C. ± .010
 1 P.L.C. ± .015
 2 P.L.C. ± .020
 3 P.L.C. ± .030
 4 P.L.C. ± .040
 ANGLES ± .5°

MATERIAL: FINISH:

TE Connectivity
 RECEPTACLE ASSEMBLY, MOD II,
 DOUBLE ROW, DUAL ENTRY, .100X.100CL,
 VERTICAL MOUNT, AMPMODU

108-25022
 APPLICATION SPEC: 114-25018
 WEIGHT: -

SIZE: A2 CASE CODE: C-534206 DRAWING NO: 00779
 CUSTOMER DRAWING SCALE: 4:1 SHEET: 2 of 2 REV: R4