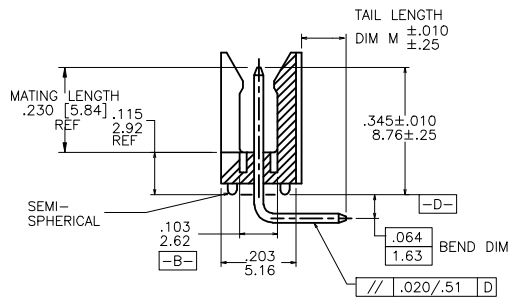
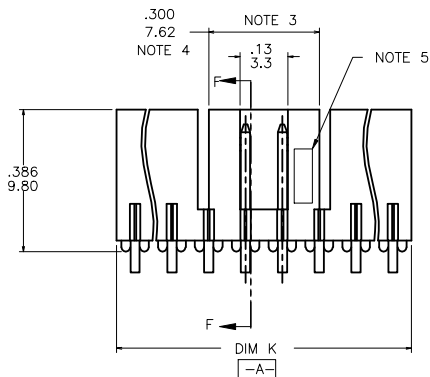
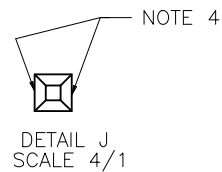
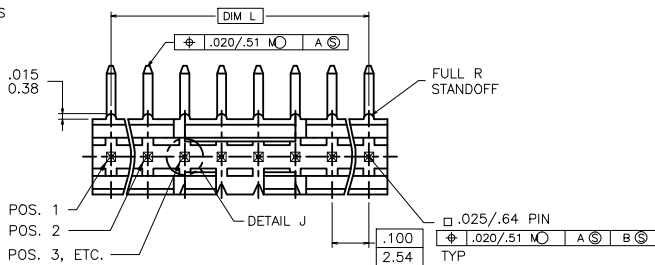


PRODUCT NO.
78208-XYHLF

LEAD FREE OPTION
NOTE 6, 7 & 8
NO. OF POSITIONS
SEE TABLE
PIN PLATING
BASE P/N



mal't. code		surface	tolerance	projection	product family
		ISO 1902	ISO 148 ISO 1001		HEADER
itr		tolerances unless otherwise specified			title
D	v71183	HTB	9/9/97	linear	FRICION LATCH HEADER
E	v71470	HTB	10/9/97	linear	SINGLE ROW, R/A
F	v03-0352	GJP	03/25/03	linear	
G	M05-0134	ERE	06/15/05	linear	
H	M06-0256	MHT	9/07/06	engr	
J	M08-0023	MHT	1/28/08	chr	
K	M08-0291	MHT	10/08/08	appd	
sheet	revision	K	K		
index	sheet	1	2		

FRICION LATCH HEADER
SINGLE ROW, R/A
dwg no 78208 sheet 1 of 2 size A3

PDM: Rev:K STATUS:Released Printed: Dec 01, 2010

PRODUCT NO.	NO. OF POS.	DIM K	DIM L	TAIL LENGTH DIM M
78208-X03	1 X 3	.300/7.62	.200/5.08	.120/3.05
-X04	1 X 4	.400/10.16	.300/7.62	
-X05	1 X 5	.500/12.70	.400/10.16	
-X06	1 X 6	.600/15.24	.500/12.70	
-X07	1 X 7	.700/17.78	.600/15.24	
-X08	1 X 8	.800/20.32	.700/17.78	
-X09	1 X 9	.900/22.86	.800/20.32	
-X10	1 X 10	1.000/25.40	.900/22.86	
-X11	1 X 11	1.100/27.94	1.000/25.40	
-X12	1 X 12	1.200/30.48	1.100/27.94	
-X13	1 X 13	1.300/33.02	1.200/30.48	
-X14	1 X 14	1.400/35.56	1.300/33.02	
78208-X15	1 X 15	1.500/38.10	1.400/35.56	.120/3.05
78208-X43	1 X 3	.300/7.62	.200/5.08	.190/4.83

NOTES:

- MOLDING MAT'L: GLASS REINFORCED PCT OR MINRAL FILLED LCP, COLOR: BLACK
FLAME RETARDANT PER UL-94V-0
MAXIMUM OPERATING TEMPERATURE 130° C.
- PIN MATERIAL: 3/4 HD PHOS. BRZ.
- NO SLOTS ON 1 X 5 POSITION OR SMALLER PRODUCT. THE CENTER KEY SLOT WILL BE ON ALL HEADERS REGARDLESS OF SIZE.
- TWO NON-CRITICAL SIDES OF PIN TIP NOT PLATED, BOTH ENDS.
- COMPANY LOGO MAY APPEAR IN THIS AREA.
- ADD "HLF" SUFFIX AT THE END OF PART NUMBER FOR LEAD FREE OPTION, NOT AVAILABLE FOR -5YY, -5YYH, -6YY & -6YYH.
- PART NUMBERS WITH "H" SUFFIX WILL WITHSTAND EXPOSURE TO 260°C PEAK TEMPERATURE FOR 20 SECONDS IN WAVE SOLDER, INFRA-RED OR VAPOR PHASE SOLDER PROCESS.

PART NUMBERS WITHOUT "H" SUFFIX WILL WITHSTAND EXPOSURE TO 260°C PEAK TEMPERATURE FOR WAVE SOLDER PROCESS.
- THIS PRODUCT MEETS EUROPEAN UNION DIRECTIVES AND OTHER COUNTRY REGULATION AS DESCRIBED IN GS-22-008.
- PLATING OPTIONS MAY BE EITHER GOLD OR GXT PLATED AT MANUFACTURER'S OPTION.
- "THIS PRODUCT HAS 100% TIN PLATING IN THE INTERFACE AND HAS NOT BEEN TESTED FOR WHISKER GROWTH IN ALL INTERCONNECT ENVIRONMENTS."

PIN PLATING CODES

-1YY	30u"/.76u (SEE NOTE 9) 50u"/1.27u Ni
-2YY	15u"/.38u (SEE NOTE 9) 50u"/1.27u Ni
-3YY	50u"/1.27u Au 50u"/1.27u Ni
-4YY	
-4YYHLF	100u"/2.54u MIN Sn 50u"/1.27u Ni (SEE NOTE 10)
-5YY	15u"/.38u (SEE NOTE 9) 50u"/1.27u Ni
-6YY	30u"/.76u (SEE NOTE 9) 50u"/1.27u Ni
-7YY	30u"/.76u Au OVER 50u"/1.27u Ni
-8YY	15u"/.38u Au OVER 50u"/1.27u Ni

mal't. code	surface ISO 1902	tolerance ISO 148 ISO 1001	projection	product family HEADER
lfr	ecn no	dr	date	title
K				FRICION LATCH HEADER SINGLE ROW, R/A
	angles	linear	XXE.01/XXE.03 XXXE.05/XXXE.13	INCH/MM
	0'±2'		XXXXE.000/XXXXE.061	scale 3:1
	dr	M.CLOUSER	11/26/90	dwg no
	eng	C.TREXLER	11/26/90	78208
	chr	C.TREXLER	11/26/90	sheet 2 of 2 size
	appd	C.TREXLER	11/26/90	A3
sheet	revision			type Product Customer Drawing
index	sheet			