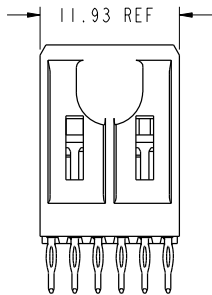
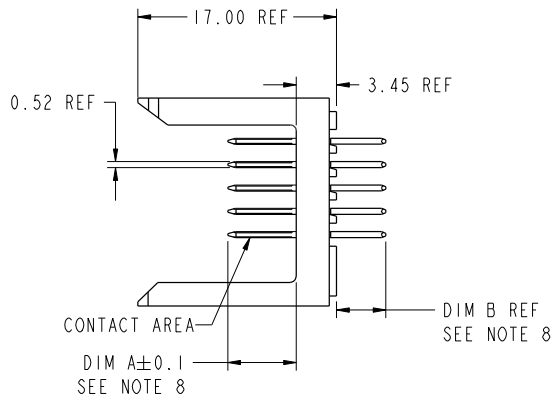
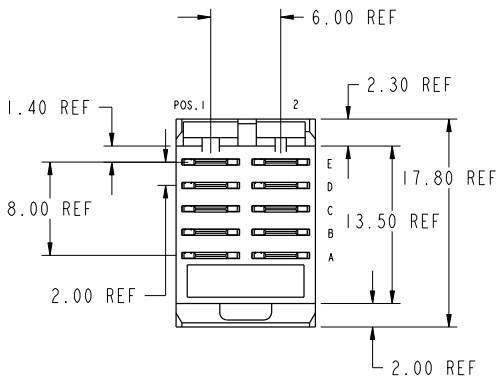


PRODUCT NUMBER
89099-XYX
89099-XYLX



PLATING IN CONTACT AREA		
DASH NUMBER	PERFORMANCE LEVEL	NOTES
-1YY	TELCORDIA CO	-
-2YY	TELECOM CLASS	-
-3YY	IEC CLASS I	-
-5YY	TELCORDIA UE	-
-1YYLX	TELCORDIA CO IEC CLASS I	SEE NOTE 9
-2YYLX	TELECOM CLASS	SEE NOTE 9
-5YYLX	TELCORDIA UE	SEE NOTE 9

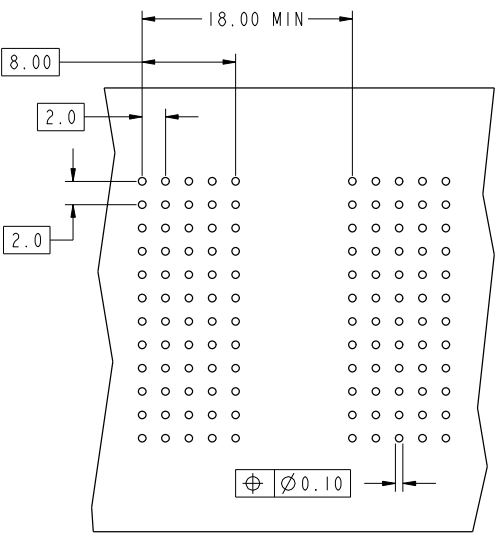
www.fciconnect.com		surface 3.200	tolerance std	projection	mm
		ISO 1302	ISO 406 ISO 1101	ISO 1302	Scale 11:10
		TOLERANCES UNLESS OTHERWISE SPECIFIED		size A4	ECN *
Dr	T. BRUNGARD	11/19/99	ANGULAR	0.x ±0.3	
Eng	M. STRAWSER	11/19/99	LINEAR	0.xx ±0.13	
Chr	M. STRAWSER	11/19/99	0° ±2°	0.xxx ±0.051	
Appr	M. STRAWSER	02/29/00	Product family	METRAL	Spec ref *
rev	ecn no	dr	date		
AN	V06-0493	DAI	2006-05-24		
AP	V06-0513	DAI	2006-05-30		
AR	0609-0256	TER	2009-08-19		
AS	0610-0296	TER	2010-08-11		
-	-	-	-		
AL	V05-0445	DAI	2005-05-12		
AM	V05-0859	DAI	2005-09-09		
				METRAL POWER HEADER I MOD, 5 ROW PRESS-FIT catalog no	
				89099 CUSTOMER	Rev. AS sheet 1 of 6

PDM: Rev:AS STATUS:Released 4 Printed: Aug 17, 2010

Copyright FCJ.



Copyright FCJ.



REQUIRED PC BOARD LAYOUT
COMPONENT SIDE

SEE PRINT 58351 FOR ADDITIONAL
PCB INFORMATION.

KEY		
CODE	DIMENSIONS	
	DIM "A" MATE	DIM "B" TAIL
P01	6.50	4.30
P02	7.25	4.30
P03	8.00	4.30
P04	6.50	13.60
P05	7.25	13.60
P06	8.00	13.60
P07	6.50	17.00
P08	7.25	17.00
P09	8.00	17.00
P16	5.00	4.30
P17	5.75	4.30

www.fciconnect.com		surface 3.200 ISO 1302	tolerance std ISO 406 ISO 1101	projection ISO 1101	mm
TOLERANCES UNLESS OTHERWISE SPECIFIED					
Dr	T. BRUNGARD	11/19/99	ANGULAR	LINEAR	0.x ±0.3
Eng	M. STRAWSER	11/19/99	0° ±2°		0.xx ±0.13
Chr	M. STRAWSER	11/19/99			0.xxx ±0.051
Appr	M. STRAWSER	02/29/00	Product family	METRAL	Spec ref
FCJ		METRAL POWER HEADER		no. 89099	Rev. AS
		MOD, 5 ROW PRESS-FIT		CUSTOMER	sheet 2 of 6

PDM: Rev:AS

STATUS:Released

4 Printed: Aug 17, 2010

REV 7 - 2004-04-17



Copyright FCI.

1			2			3			4						
METRAL P/N	ROW	CONTACT CODE MOD. 1		METRAL P/N	ROW	CONTACT CODE MOD. 1		METRAL P/N	ROW	CONTACT CODE MOD. 1		METRAL P/N	ROW	CONTACT CODE MOD. 1	
		I	2			I	2			I	2			I	2
89099-X01 SEE NOTE 10 LEAD FREE OPTION	E	P16	P16	89099-X05 SEE NOTE 10 LEAD FREE OPTION	E	P01	P01	89099-X11 SEE NOTE 10 LEAD FREE OPTION	E	P01	P01	89099-X15 SEE NOTE 10 LEAD FREE OPTION	E	P02	P02
	D	P16	P16		D	P01	P01		D	P02	P02		D	P04	P04
	C	P16	P16		C	P02	P02		C	P01	P01		C	P05	P05
	B	P16	P16		B	P03	P03		B	P01	P01		B	P06	P06
	A	P16	P16		A	P03	P03		A	P01	P01		A	P05	P05
89099-X02 SEE NOTE 10 LEAD FREE OPTION	E	P16	P16	89099-X06 SEE NOTE 10 LEAD FREE OPTION	E	P17	P17	89099-X12 SEE NOTE 10 LEAD FREE OPTION	E	P01	P01	89099-X16 SEE NOTE 10 LEAD FREE OPTION	E	P01	P01
	D	P16	P16		D	P17	P17		D	P01	P01		D	P04	P04
	C	P16	P16		C	P17	P17		C	P01	P01		C	P04	P04
	B	P16	P16		B	P17	P17		B	P02	P02		B	P04	P04
	A	P01	P01		A	P17	P17		A	P01	P01		A	P04	P04
89099-X03 SEE NOTE 10 LEAD FREE OPTION	E	P17	P17	89099-X07 SEE NOTE 10 LEAD FREE OPTION	E	P02	P02	89099-X13 SEE NOTE 10 LEAD FREE OPTION	E	P01	P01	89099-X17 SEE NOTE 10 LEAD FREE OPTION	E	P01	P01
	D	P01	P01		D	P02	P02		D	P01	P01		D	P04	P04
	C	P17	P17		C	P02	P02		C	P01	P01		C	P04	P04
	B	P17	P17		B	P02	P02		B	P01	P01		B	P06	P06
	A	P01	P01		A	P02	P02		A	P03	P03		A	P04	P04
89099-X04 SEE NOTE 10 LEAD FREE OPTION	E	P17	P17	89099-X10 SEE NOTE 10 LEAD FREE OPTION	E	P01	P01	89099-X14 SEE NOTE 10 LEAD FREE OPTION	E	P03	P03	89099-X18 SEE NOTE 10 LEAD FREE OPTION	E	P01	P01
	D	P17	P17		D	P01	P01		D	P01	P01		D	P04	P04
	C	P17	P17		C	P02	P02		C	P03	P03		C	P05	P05
	B	P02	P02		B	P03	P03		B	P03	P03		B	P06	P06
	A	P17	P17		A	P02	P02		A	P03	P03		A	P06	P06

www.fciconnect.com		surface 3.200	tolerance std	projection	mm
		ISO 1302	ISO 406 ISO 1101		
TOLERANCES UNLESS OTHERWISE SPECIFIED					
Dr	T. BRUNGARD	11/19/99	ANGULAR	0.x	±0.3
Eng	M. STRAWSER	11/19/99	LINEAR	0.xx	±0.13
Chr	M. STRAWSER	11/19/99	0° ±2°	0.xxx	±0.051
Appr	M. STRAWSER	02/29/00	Product family	METRAL	Spec ref
			METRAL POWER HEADER		Rev.
			1 MOD, 5 ROW PRESS-FIT		AS
catalog no			CUSTOMER		sheet 3 of 6



Copyright FCI.

METRAL P/N	ROW	CONTACT CODE MOD. 1		METRAL P/N	ROW	CONTACT CODE MOD. 1		METRAL P/N	ROW	CONTACT CODE MOD. 1		METRAL P/N	ROW	CONTACT CODE MOD. 1				
		1	2			1	2			1	2			1	2	1	2	
89099-X24 SEE NOTE 10 LEAD FREE OPTION	E	P06	P06	89099-X28 SEE NOTE 10 LEAD FREE OPTION	E	P04	P04	89099-X33 SEE NOTE 10 LEAD FREE OPTION	E	P07	P07	89099-X37 SEE NOTE 10 LEAD FREE OPTION	E	P07	P07			
	D	P06	P06		D	P04	P04		D	P07	P07		D	P07	P07	D	P03	P03
	C	P06	P06		C	P06	P06		C	P08	P08		C	P07	P07	C	P03	P03
	B	P06	P06		B	P06	P06		B	P09	P09		B	P07	P07	B	P03	P03
	A	P06	P06		A	P06	P06		A	P09	P09		A	P09	P09	A	P02	P02
89099-X25 SEE NOTE 10 LEAD FREE OPTION	E	P05	P05	89099-X30 SEE NOTE 10 LEAD FREE OPTION	E	P07	P07	89099-X34 SEE NOTE 10 LEAD FREE OPTION	E	P09	P09	89099-X38 SEE NOTE 10 LEAD FREE OPTION	E	P07	P07			
	D	P05	P05		D	P07	P07		D	P09	P09		D	P07	P07	D	P02	P02
	C	P05	P05		C	P08	P08		C	P09	P09		C	P09	P09	C	P02	P02
	B	P05	P05		B	P09	P09		B	P09	P09		B	P09	P09	B	P02	P02
	A	P05	P05		A	P08	P08		A	P09	P09		A	P09	P09	A	P01	P01
89099-X26 SEE NOTE 10 LEAD FREE OPTION	E	P04	P04	89099-X31 SEE NOTE 10 LEAD FREE OPTION	E	P07	P07	89099-X35 SEE NOTE 10 LEAD FREE OPTION	E	P08	P08	89099-X39 SEE NOTE 10 LEAD FREE OPTION	E	P03	P03			
	D	P04	P04		D	P07	P07		D	P08	P08		D	P01	P01	D	P03	P03
	C	P05	P05		C	P07	P07		C	P08	P08		C	P01	P01	C	P03	P03
	B	P05	P05		B	P07	P07		B	P08	P08		B	P01	P01	B	P02	P02
	A	P06	P06		A	P07	P07		A	P08	P08		A	P01	P01	A	P02	P02
89099-X27 SEE NOTE 10 LEAD FREE OPTION	E	P04	P04	89099-X32 SEE NOTE 10 LEAD FREE OPTION	E	P07	P07	89099-X36 SEE NOTE 10 LEAD FREE OPTION	E	P07	P07	89099-X40 SEE NOTE 10 LEAD FREE OPTION	E	P02	P02			
	D	P04	P04		D	P07	P07		D	P07	P07		D	P01	P01	D	P03	P03
	C	P04	P04		C	P07	P07		C	P08	P08		C	P02	P02	C	P03	P03
	B	P04	P04		B	P09	P09		B	P08	P08		B	P01	P01	B	P16	P16
	A	P06	P06		A	P07	P07		A	P09	P09		A	P02	P02	A	P03	P03

www.fciconnect.com			surface 3.200	tolerance std	projection	mm
			ISO 1302	ISO 406 ISO 1101		
TOLERANCES UNLESS OTHERWISE SPECIFIED						
Dr	T. BRUNGARD	11/19/99	ANGULAR	LINEAR	0.x ±0.3	size A4 Scale 1:10
Eng	M. STRAWSER	11/19/99	0° ±2°		0.xx ±0.13	
Chr	M. STRAWSER	11/19/99			0.xxx ±0.051	ECN *
Appr	M. STRAWSER	02/29/00	Product family	METRAL	Spec ref	*
			METRAL POWER HEADER		89099	Rev. AS
			1 MOD, 5 ROW PRESS-FIT		CUSTOMER	sheet 4 of 6
catalog no						



Copyright FCI.

METRAL P/N	ROW	CONTACT CODE MOD. 1	
		1	2
89099-X45 SEE NOTE 10 LEAD FREE OPTION	E	P03	P03
	D	P02	P02
	C	P17	P17
	B	P17	P17
	A	P17	P17

METRAL P/N	ROW	CONTACT CODE MOD. 1	
		1	2
89099-X46 SEE NOTE 10 LEAD FREE OPTION	E	P03	P03
	D	P03	P03
	C	P01	P01
	B	P03	P03
	A	P01	P01

METRAL P/N	ROW	CONTACT CODE MOD. 1	
		1	2
89099-X47 SEE NOTE 10 LEAD FREE OPTION	E	P01	P01
	D	P01	P01
	C	P02	P02
	B	P03	P03
	A	P02	P02

METRAL P/N	ROW	CONTACT CODE MOD. 1	
		1	2
89099-X48 SEE NOTE 10 LEAD FREE OPTION	E	P04	P04
	D	P04	P04
	C	P06	P06
	B	P04	P04
	A	P04	P04

METRAL P/N	ROW	CONTACT CODE MOD. 1	
		1	2
89099-X65 SEE NOTE 10 LEAD FREE OPTION	E	P17	P17
	D	P03	P03
	C	P03	P03
	B	P03	P03
	A	P03	P03

METRAL P/N	ROW	CONTACT CODE MOD. 1	
		1	2
89099-X49 SEE NOTE 10 LEAD FREE OPTION	E	P02	P02
	D	P03	P03
	C	P03	P03
	B	P03	P03
	A	P02	P02

METRAL P/N	ROW	CONTACT CODE MOD. 1	
		1	2
89099-X50 SEE NOTE 10 LEAD FREE OPTION	E	P01	P01
	D	P01	P01
	C	P03	P03
	B	P01	P01
	A	P01	P01

METRAL P/N	ROW	CONTACT CODE MOD. 1	
		1	2
89099-X51 SEE NOTE 10 LEAD FREE OPTION	E	P01	P01
	D	P01	P01
	C	P16	P16
	B	P01	P01
	A	P01	P01

METRAL P/N	ROW	CONTACT CODE MOD. 1	
		1	2
89099-X52 SEE NOTE 10 LEAD FREE OPTION	E	P03	P03
	D	P02	P02
	C	P03	P03
	B	P03	P03
	A	P03	P03

METRAL P/N	ROW	CONTACT CODE MOD. 1	
		1	2
89099-X53 SEE NOTE 10 LEAD FREE OPTION	E	P05	P05
	D	P05	P05
	C	P06	P06
	B	P04	P04
	A	P04	P04

METRAL P/N	ROW	CONTACT CODE MOD. 1	
		1	2
89099-X54 SEE NOTE 10 LEAD FREE OPTION	E	P02	P02
	D	P02	P02
	C	P03	P03
	B	P01	P01
	A	P01	P01

METRAL P/N	ROW	CONTACT CODE MOD. 1	
		1	2
89099-X55 SEE NOTE 10 LEAD FREE OPTION	E	P02	P02
	D	P02	P02
	C	P02	P02
	B	P03	P03
	A	P03	P03

METRAL P/N	ROW	CONTACT CODE MOD. 1	
		1	2
89099-X56 SEE NOTE 10 LEAD FREE OPTION	E	P05	P05
	D	P05	P05
	C	P05	P05
	B	P05	P05
	A	P04	P04

METRAL P/N	ROW	CONTACT CODE MOD. 1	
		1	2
89099-X57 SEE NOTE 10 LEAD FREE OPTION	E	P03	P03
	D	P01	P01
	C	P01	P01
	B	P01	P01
	A	P03	P03

METRAL P/N	ROW	CONTACT CODE MOD. 1	
		1	2
89099-X58 SEE NOTE 10 LEAD FREE OPTION	E	P01	P01
	D	P03	P03
	C	P01	P01
	B	P03	P03
	A	P01	P01

METRAL P/N	ROW	CONTACT CODE MOD. 1	
		1	2
89099-X59 SEE NOTE 10 LEAD FREE OPTION	E	P16	P16
	D	P03	P03
	C	P03	P03
	B	P03	P03
	A	P03	P03

METRAL P/N	ROW	CONTACT CODE MOD. 1	
		1	2
89099-X60 SEE NOTE 10 LEAD FREE OPTION	E	P01	P01
	D	P01	P01
	C	P03	P03
	B	P03	P03
	A	P01	P01

METRAL P/N	ROW	CONTACT CODE MOD. 1	
		1	2
89099-X61 SEE NOTE 10 LEAD FREE OPTION	E	P03	P03
	D	P03	P03
	C	P02	P02
	B	P01	P01
	A	P01	P01

METRAL P/N	ROW	CONTACT CODE MOD. 1	
		1	2
89099-X62 SEE NOTE 10 LEAD FREE OPTION	E	P06	P06
	D	P05	P05
	C	P05	P05
	B	P06	P06
	A	P05	P05

METRAL P/N	ROW	CONTACT CODE MOD. 1	
		1	2
89099-X63 SEE NOTE 10 LEAD FREE OPTION	E	P01	P01
	D	P02	P02
	C	P01	P01
	B	P02	P02
	A	P03	P03

METRAL P/N	ROW	CONTACT CODE MOD. 1	
		1	2
89099-X64 SEE NOTE 10 LEAD FREE OPTION	E	P02	P02
	D	P02	P02
	C	P01	P01
	B	P03	P03
	A	P01	P01

www.fciconnect.com		surfaces 3.200 ISO 1302	tolerance std ISO 406 ISO 1101	projection A4	mm
TOLERANCES UNLESS OTHERWISE SPECIFIED		0.x	±0.3	size	Scale 1:10
Dr	T. BRUNGARD	11/19/99	ANGULAR	LINEAR	0.xx ±0.13
Eng	M. STRAWSER	11/19/99	0° ±2"	0.xxx ±0.051	ECN *
Chr	M. STRAWSER	11/19/99	Product family	METRAL	Spec ref
Appr	M. STRAWSER	02/29/00			
FCI		METRAL POWER HEADER		89099	Rev. AS
I MOD, 5 ROW PRESS-FIT		catalog no		CUSTOMER	sheet 5 of 6

PDM: Rev:AS

STATUS:Released

4 Printed: Aug 17, 2010

REV 7 - 2009-04-17



Copyright FCJ.

METRAL P/N	ROW	CONTACT CODE MOD. I	
		1	2
89099-X66	E	P17	P17
	D	P17	P17
-----	C	P02	P02
89099-X66LF	B	P02	P02
	A	P17	P17

METRAL P/N	ROW	CONTACT CODE MOD. I	
		1	2
89099-X67	E	P01	P01
	D	P02	P02
-----	C	P02	P02
89099-X67LF	B	P03	P03
	A	P03	P03

METRAL P/N	ROW	CONTACT CODE MOD. I	
		1	2
89099-X68	E	P01	P01
	D	P02	P02
-----	C	P02	P02
89099-X68LF	B	P02	P02
	A	P03	P03

METRAL P/N	ROW	CONTACT CODE MOD. I	
		1	2
89099-X69	E	P03	P03
	D	P16	P16
-----	C	P16	P16
89099-X69LF	B	P16	P16
	A	P03	P03



NOTES:

- FOR DIM A AND B SEE SHEET 2 AND UP.
- BODY MATERIAL: LIQUID CRYSTAL POLYMER 30 % GLASS. FLAME RETARDANT ACC. UL 94-V0.
- PIN MATERIAL: PHOSPHOR BRONZE.
- PLATING ON PRESS-FIT TAIL: 89099 -XYX IS SnPb 89099-XYXLF IS SN (LEAD FREE) PLATING ON CONTACT AREA CONFORMS TO PERFORMANCE LEVEL SHOWN IN TABLE.
- PRODUCT MARKING: PART NUMBER DESIGNATION & BATCH I.D.
- ALL PRODUCTS WITH PART NUMBERS SHOWN IN SUBSEQUENT TABLES WILL BE PACKAGED IN TUBES. IF TRAY PACKAGING IS REQUIRED, A SUFFIX "P" WILL BE ADDED TO THE END OF THE PART NUMBER. EXAMPLE: XXXX-XXXP OR XXXX-XXXPPLF
- PRODUCT SPECIFICATION GS-12-180 APPLICATION SPECIFICATION BUS-20-075
- AFTER INSERTION INTO CIRCUIT BOARD WITH QUALIFIED TOOL.
- THE PRODUCTS WHERE THE PART NUMBER ENDS IN LF MEET THE EUROPEAN UNION DIRECTIVES AND OTHER COUNTRY REGULATIONS AS DESCRIBED IN GS-22-008.
- FOR LEAD FREE PART NUMBERS, ADD AN "LF" SUFFIX. EXAMPLE: 89099-X01LF
- ALL PRODUCTS WILL WITHSTAND EXPOSURE TO 260°C FOR 60 SECONDS IN CONVECTION, INFRARED OR VAPOR PHASE REFLOW OVEN.

www.fciconnect.com		surface 3.200	tolerance std	projection	mm
		ISO 1302	ISO 406 ISO 1101		
		TOLERANCES UNLESS OTHERWISE SPECIFIED			Scale 1:10
Dr	T. BRUNGARD	11/19/99	ANGULAR	0.x	±0.3
Eng	M. STRAWSER	11/19/99	LINEAR	0.xx	±0.13
Chr	M. STRAWSER	11/19/99	0° ±2°	0.xxx	±0.051
Appr	M. STRAWSER	02/29/00	Product family	METRAL	Spec ref
		METRAL POWER HEADER		no. Eng	89099
		I MOD, 5 ROW PRESS-FIT		Rev.	AS
catalog no		CUSTOMER		sheet 6 of 6	

REV 7 - 2000-04-17