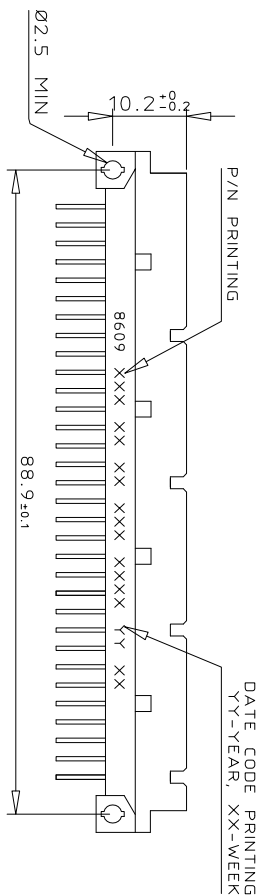
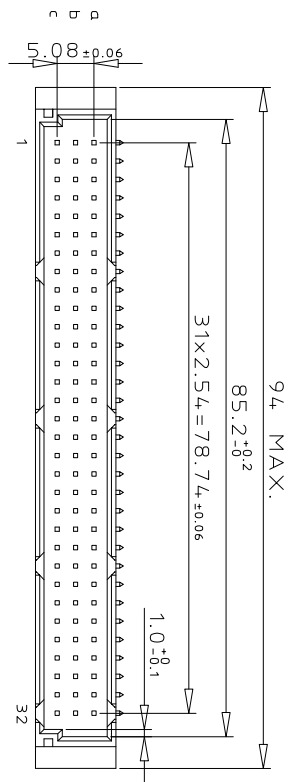
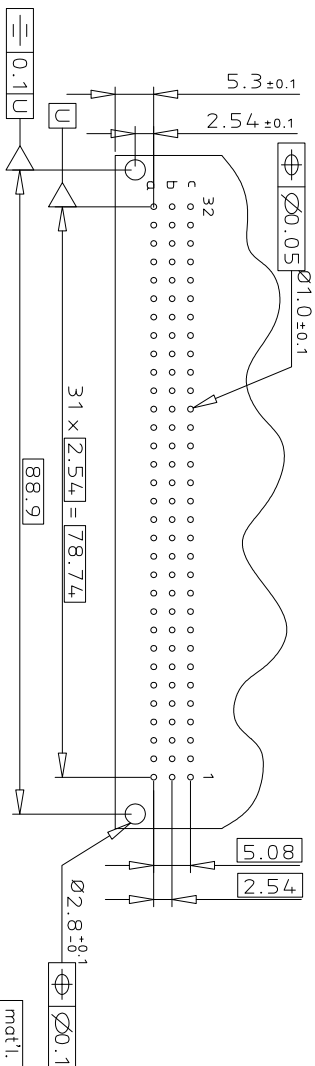


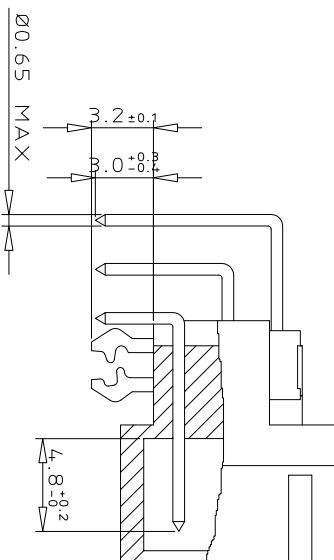
### DIMENSIONS



### PCB LAYOUT



### TERMINATION



### ORDERING INFORMATION

SERIES	8609	3	96	7	1	13	7	4	5	ELF
ROWS FITTED WITH CONTACTS										
ROW a	b	c								
NO. OF CONTACTS										
TYPE OF INSULATOR										
3 ROW MALE INSULATOR										
METHOD OF MOUNTING										
STANDARD MOUNTING - STYLE C										
TERMINATION										
ANGLED SPILL										
OPTIONS										
NO. OPTION WITH HARDWARE										
PERFORMANCE CLASS										
DIN 41612 CLASS 3										
DIN 41612 CLASS 2										
AS PER MIL C 55302 / JSS 50908										
PITCH PER ROW										
2.54 mm										
LEAD FREE VERSION										

GENERAL CHARACTERISTICS & ROHS INFO  
REFER DRAWING C-8609-0000A

mat'l. code	SEE DRAWING C-8609-0000A	surface	tolerance	projection	product family
ISO 1302	ISO 406 ISO 1101	ISO 1302	ISO 1101	8609	
tolerance unless otherwise specified					
ecn no	dr	date	angles	mm	title
104-0063	MINI	2004-09-16	0.X	±0.1	DIN STANDARD HEADER
105-0042	MINI	2005-05-19	0.XX	±0.1	DIN 41612 STYLE C
106-0061	MINI	2006-05-31	0.XXX	±0.1	Scale 3:2
107-0100	KR	2007-08-29	eng_	2004-09-16	dwg no
108-0146	KR	2008-10-21	eng_	2004-09-16	Sheet 1 of 1 size
			chr	2008-10-21	A3
			ppd	2008-10-21	Product Customer Drawing
sheet index	revision sheet	1			

