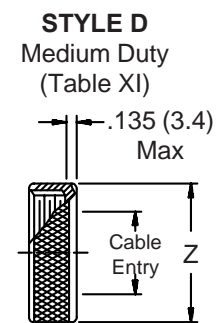
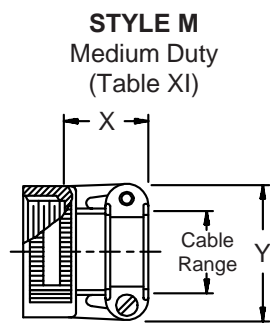
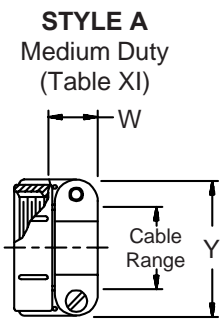
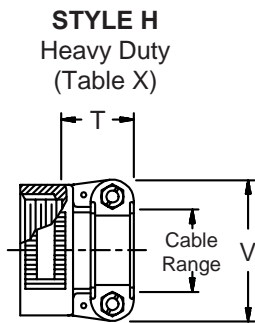
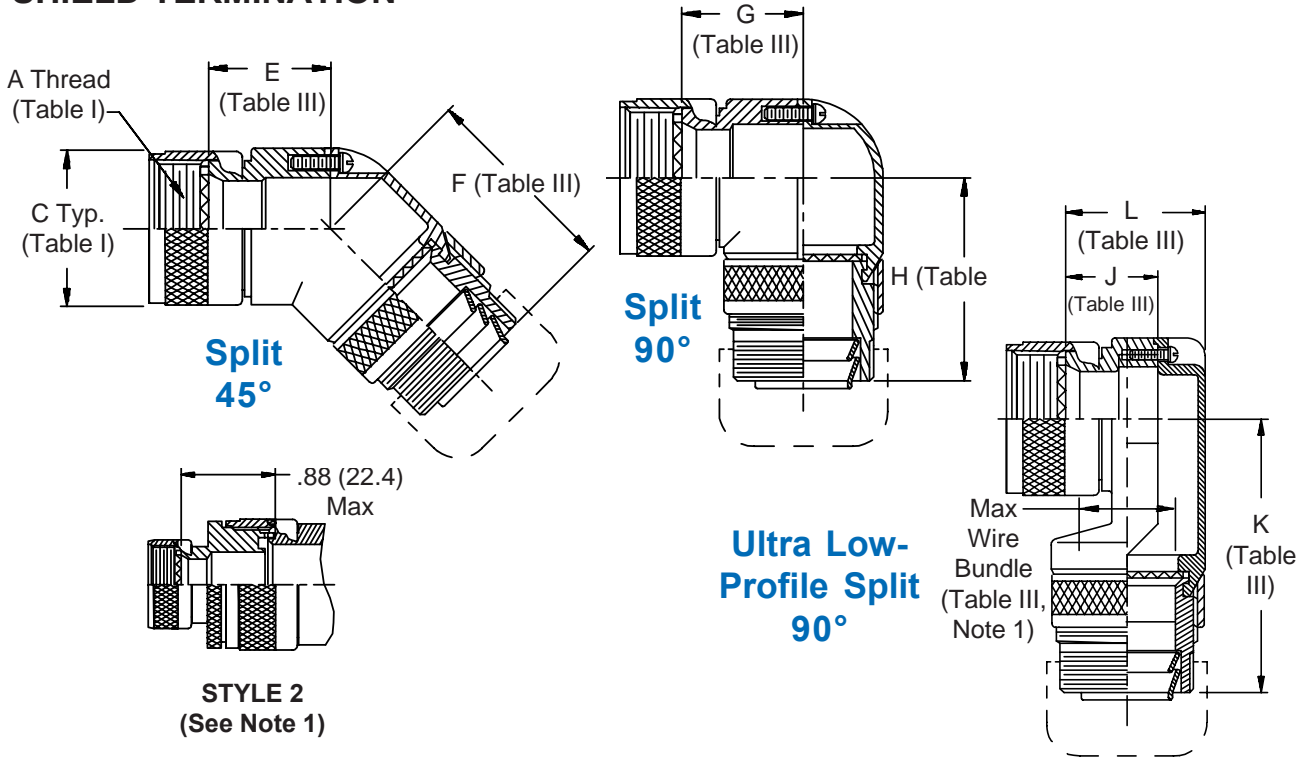
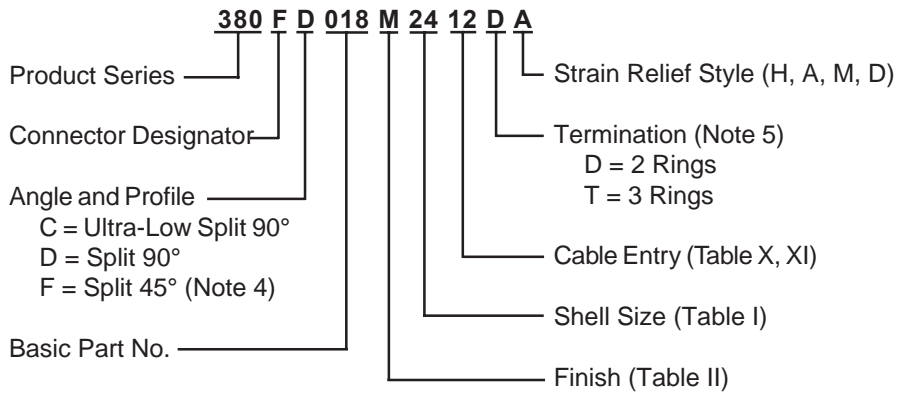


**CONNECTOR  
 DESIGNATORS  
 A-F-H-L-S  
 ROTATABLE  
 COUPLING  
 TYPE E INDIVIDUAL  
 AND/OR OVERALL  
 SHIELD TERMINATION**



Downloaded from [Elcodis.com](http://Elcodis.com) electronic components distributor

**380-018**  
**EMI/RFI Non-Environmental Backshell**  
 with Strain Relief  
 Type E - Rotatable Coupling - Split Shell



See inside back cover fold-out or pages 13 and 14 for unabridged Tables I and II.

**TABLE III: ELBOW DIMENSIONS**

Shell Size	E	F	G	H	J	K	L	Function C
	Max	Max	Max	Max	Max	Max	Max	Wire Bundle
08/09	.440 (11.2)	1.590 (40.4)	.680 (17.3)	1.530 (38.9)	.340 (8.6)	1.840 (46.7)	.681 (17.3)	.250 (6.4)
10/11	.500 (12.7)	1.650 (41.9)	.750 (19.1)	1.590 (40.4)	.270 (6.9)	2.000 (50.8)	.731 (18.6)	.375 (9.5)
12/13	.560 (14.2)	1.720 (43.7)	.810 (20.6)	1.660 (42.2)	.270 (6.9)	2.000 (50.8)	.731 (18.6)	.375 (9.5)
14/15	.620 (15.7)	1.750 (44.5)	.870 (22.1)	1.690 (42.9)	.280 (7.1)	2.070 (52.6)	.831 (21.1)	.500 (12.7)
16/17	.680 (17.3)	1.850 (47.0)	.930 (23.6)	1.790 (45.5)	.420 (10.7)	2.120 (53.8)	.981 (24.9)	.625 (15.9)
18/19	.750 (19.1)	1.910 (48.5)	1.000 (25.4)	1.850 (47.0)	.640 (16.3)	2.150 (54.6)	1.181 (30.0)	.625 (15.9)
20/21	.820 (20.8)	1.970 (50.0)	1.060 (26.9)	1.910 (48.5)	.640 (16.3)	2.150 (54.6)	1.181 (30.0)	.625 (15.9)
22/23	.880 (22.4)	2.030 (51.6)	1.120 (28.4)	1.970 (50.0)	.540 (13.7)	2.300 (58.4)	1.181 (30.0)	.750 (19.1)
24/25	.940 (23.9)	2.090 (53.1)	1.180 (30.0)	2.030 (51.6)	.540 (13.7)	2.300 (58.4)	1.181 (30.0)	.750 (19.1)

**TABLE X: CABLE ENTRY**

Dash No.	T Max	V Max	Cable Range			
			Min		Max	
04	.780 (19.8)	.957 (24.3)	.125 (3.2)	.312 (7.9)		
06	.780 (19.8)	1.145 (29.1)	.250 (6.4)	.437 (11.1)		
08	.780 (19.8)	1.332 (33.8)	.312 (7.9)	.562 (14.3)		
10	.780 (19.8)	1.332 (33.8)	.350 (8.9)	.625 (15.9)		
12	.811 (20.6)	1.551 (39.4)	.500 (12.7)	.750 (19.1)		
16	.905 (23.0)	1.770 (45.0)	.625 (15.9)	.937 (23.8)		
20	1.092 (27.7)	2.113 (53.7)	.875 (22.2)	1.250 (31.8)		
24	1.124 (28.5)	2.363 (60.0)	1.000 (25.4)	1.375 (34.9)		
28	1.399 (35.5)	2.770 (70.4)	1.250 (31.8)	1.625 (41.3)		
32	1.399 (35.5)	3.020 (76.7)	1.437 (36.5)	1.875 (47.6)		

- When maximum cable entry (page 21) is exceeded, Style 2 will be supplied (not available in Function C). Dimensions E, F, G and H will not apply. Please consult factory.
- Metric dimensions (mm) are indicated in parentheses.
- Cable range is defined as the accommodations range for the wire bundle or cable. Dimensions shown are not intended for inspection criteria.

- Consult factory for available sizes of 45° (Symbol F).
- Designate termination symbol T for 3 ring termination of individual and overall braid. Designate D for standard 2 ring termination of individual or overall braid.
- Angular function "C", low-profile split elbow, not available with "S" connector designator.

**TABLE II: STANDARD FINISHES**

GLENAIR SYMBOL	FINISH
B	Cadmium Plate, Olive Drab
M	Electroless Nickel
NF	Cadmium Plate, Olive Drab Over Electroless Nickel
See Inside Back Cover for Additional Finish Options	

**TABLE XI: CABLE ENTRY**

Dash No.	W Max	X Max	Y Max	Z Max	Cable Range	
					Min **	
						Max
03*	.437 (11.1)	.760 (19.3)	.843 (21.4)	.630 (16.0)	.156 (4.0)	.250 (6.4)
04*	.437 (11.1)	.760 (19.3)	.906 (23.0)	.755 (19.2)	.188 (4.8)	.312 (7.9)
06*	.500 (12.7)	.760 (19.3)	1.093 (27.8)	.942 (23.9)	.281 (7.1)	.438 (11.1)
08	.563 (14.3)	.760 (19.3)	1.187 (30.1)	1.067 (27.1)	.344 (8.7)	.562 (14.3)
10	.563 (14.3)	.760 (19.3)	1.281 (32.5)	1.192 (30.3)	.375 (9.5)	.625 (15.9)
12	.563 (14.3)	.760 (19.3)	1.500 (38.1)	1.380 (35.1)	.438 (11.1)	.750 (19.1)
16	.656 (16.7)	1.073 (27.3)	1.719 (43.7)	1.535 (39.0)	.562 (14.3)	.938 (23.8)
20	.656 (16.7)	1.323 (33.6)	2.062 (52.4)	1.848 (46.9)	.750 (19.1)	1.250 (31.8)
24	.656 (16.7)	1.323 (33.6)	2.312 (58.7)	2.255 (57.3)	.781 (19.8)	1.375 (34.9)
28	1.188 (30.2)	1.572 (39.9)	2.719 (69.1)	2.505 (63.6)	.969 (24.6)	1.625 (41.3)
32*	1.187 (30.1)	1.572 (39.9)	2.969 (75.4)	2.755 (70.0)	1.125 (28.6)	1.875 (47.6)
40*	1.125 (28.6)	1.572 (39.9)	3.531 (89.7)	3.255 (82.7)	1.469 (37.3)	2.375 (60.3)

\* Not available in Style M clamp.      \*\* Not Applicable Style D