

Glass Capacitors

CYR51, 52, 53 (Established Reliability)

M23269/10 (QPL to MIL-PRF-23269)

FAILURE RATE LEVEL M

APPLICATIONS

These precision glass dielectric capacitors are QPL to Established Reliability specification MIL-PRF-23269. Fused monolithic construction provides excellent electrical performance, environmental immunity, stability and retraceability. These capacitors have radial leads.

PERFORMANCE CHARACTERISTICS

Temperature Coefficient: +140 ±25 ppm/°C from -55°C to +125°C. TC of all units will track and retrace to within ±5 ppm.

Life: At rated conditions (100% rated voltage, 125°C), capacitance change is less than:

- ±0.5% after 2,000 hours
- ±2.0% after 30,000 hours

At accelerated conditions (150% rated voltage, 125°C), capacitance change is less than:

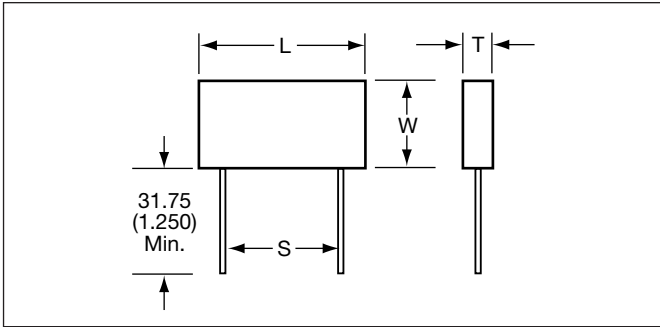
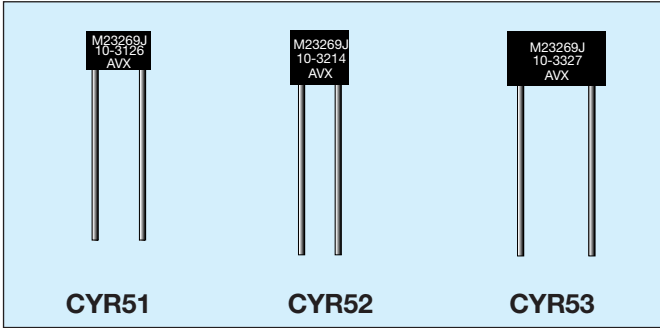
- ±0.5% after 2,000 hours
- ±2.0% after 6,000 hours

Insulation Resistance: A minimum of 100,000 megohms at 25°C and 10,000 megohms at 125°C.

Voltage/Temperature Rating: Voltage ratings are shown in the part number tables. The operating temperature range is -55°C to +125°C.

Voltage Coefficient: Zero

Additional performance details are given in the AVX “Performance Characteristics of Multilayer Glass Dielectric Capacitors” technical paper.



DIMENSIONS: millimeters (inches)

Case Size	L ±0.13 (±0.005)	W ±0.25 (±0.010)	T ±0.13 (±0.005)	S ±0.51 (±0.020)	Lead Dia. ±0.051 (±0.002)
CYR51	7.62 (0.300)	5.08 (0.200)	2.92 (0.115)	5.08 (0.200)	.51 (0.020)
CYR52	7.62 (0.300)	7.62 (0.300)	2.92 (0.115)	5.08 (0.200)	.51 (0.020)
CYR53	12.70 (0.500)	7.62 (0.300)	2.92 (0.115)	10.16 (0.400)	.51 (0.020)

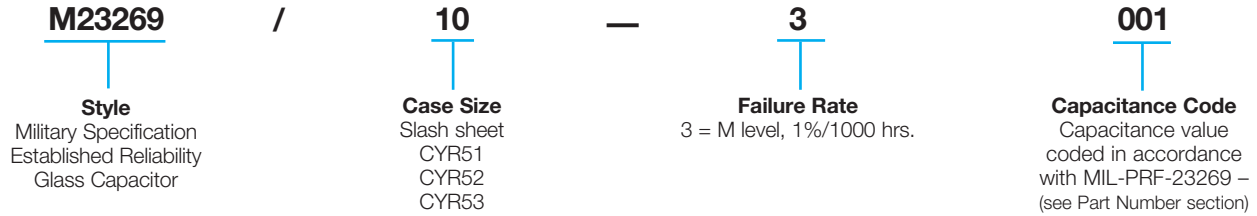
Note: Leads are solderable and weldable gold-plated Dumet, per MIL-STD-1276, Type D.

Glass Capacitors

Part Numbers and Ordering Information



HOW TO ORDER



MARKING

CYR51, 52, 53 M23269 = Military specification established reliability glass capacitor

M23269J
10-3001
AVX 06 B

J = JAN Trademark
 10 = Slash sheet for case sizes – CYR51, CYR52, CYR53
 3 = Failure rate (M level)
 001 = Capacitance value coded in accordance with MIL-PRF-23269
 AVX = AVX Corporation
 06 = Year
 B = Lot Code

CROSS REFERENCE

MIL-C-23269 Style	MIL-C-11272 Style
CYR10	CY10
CYR15	CY15
CYR20	CY20
CYR30	CY30
CYR51	CY06
CYR52	CY07
CYR53	CY08

RATINGS & PART NUMBER REFERENCE

Cap. Value (pF)		Part Number Capacitance Tolerance	
CYR51 M23269/10-			
300 Volts	±.25pF	±2%	±5%
1	3001	—	—
1.5	3002	—	—
2.2	3003	—	—
2.7	3004	—	—
3.0	3005	—	—
3.3	3006	—	—
3.6	3007	—	—
3.9	3008	—	—
4.3	3009	—	—
4.7	3010	—	—
5.1	3011	—	3012
5.6	3013	—	3014
6.2	3015	—	3016
6.8	3017	—	3018
7.5	3019	—	3020
8.2	3021	—	3022
9.1	3023	—	3024
10	3025	—	3026
11	3027	—	3028
12	3029	—	3030
13	3031	3032	3033
15	3034	3035	3036
16	3037	3038	3039
18	3040	3041	3042
20	3043	3044	3045
22	3046	3047	3048
24	3049	3050	3051

*Add first digit to indicate failure rate.

Cap. Value (pF)		Part Number Capacitance Tolerance	
CYR51 M23269/10- (cont'd)			
300 Volts	±1%	±2%	±5%
27	3052	3053	3054
30	3055	3056	3057
33	3058	3059	3060
36	3061	3062	3063
39	3064	3065	3066
43	3067	3068	3069
47	3070	3071	3072
51	3073	3074	3075
56	3076	3077	3078
62	3079	3080	3081
68	3082	3083	3084
75	3085	3086	3087
82	3088	3089	3090
91	3091	3092	3093
100	3094	3095	3096
110	3097	3098	3099
120	3100	3101	3102
130	3103	3104	3105
150	3106	3107	3108
160	3109	3110	3111
180	3112	3113	3114
200	3115	3116	3117
220	3118	3119	3120
240	3121	3122	3123
270	3124	3125	3126
300	3127	3128	3129
330	3130	3131	3132
360	3133	3134	3135
390	3136	3137	3138
430	3139	3140	3141
470	3142	3143	3144
510	3145	3146	3147
560	3148	3149	3150

*Add first digit to indicate failure rate.

Cap. Value (pF)		Part Number Capacitance Tolerance	
CYR52 M23269/10-			
300 Volts	±1%	±2%	±5%
620	3201	3202	3203
680	3204	3205	3206
750	3207	3208	3209
820	3210	3211	3212
910	3213	3214	3215
1,000	3216	3217	3218
CYR53 M23269/10-			
1,100	3301	3302	3303
1,200	3304	3305	3306
1,300	3307	3308	3309
1,500	3310	3311	3312
1,600	3313	3314	3315
1,800	3316	3317	3318
2,000	3319	3320	3321
2,200	3322	3323	3324
2,400	3325	3326	3327

*Add first digit to indicate failure rate.

