


\*RoHS COMPLIANT



**BOURNS®**

## Features

- RoHS compliant\*
- 2/4 isolated resistors in an 0404/0804 size package
- E24 series from 10 ohms to 1 megohm
- Convex termination style
- Resistance tolerance  $\pm 5\%$
- Suitable for all types of soldering processes
- Paper tape on reel for automatic placement

## Model CAY10 - Chip Resistor Array

### Specifications

Requirement	Characteristics	Test Method
Short Time Overload	$\pm 2\%$	Rated Voltage X 2.5, 5 seconds
Soldering Heat	$\pm 1\%$	260 °C $\pm 5$ °C, 10 seconds $\pm 1$ second
Temperature Cycling (5)	$\pm 1\%$	125 °C (30 minutes) - normal (15 minutes) -30 °C (30 minutes) - normal (15 minutes)
Moisture Load Life	$\pm 3\%$	1000 hours
Load Life	$\pm 3\%$	1000 hours

### Characteristics

Characteristics	CAY10-xxxJ2	CAY10-xxxJ4
Number of Elements (Isolated)	2	4
Power Rating @ 70 °C per Resistor	31 mW	63 mW
Package Power Rating @ 70 °C	63 mW	125 mW
Resistance Tolerance	$\pm 5\%$	
Resistance Range (E24) plus Zero-ohm Jumper	10 ohms - 1 megohm	
T.C.R.	$\pm 250$ ppm/°C	
Max. Overload Voltage	50V	
Max. Working Voltage	25V	
Operating Temp. Range	-55 °C to +125 °C	
Rating Temperature	+70 °C	
Packaging	10,000 pieces per reel	

### How To Order

**CA Y 10 - 103 J 4 LF**

Chip Arrays \_\_\_\_\_

Type \_\_\_\_\_

- Y = Convex

Model \_\_\_\_\_

- 10 = 04 Package Width

Resistance Code \_\_\_\_\_

- 103 = 10 K ohms
- 000 = Zero-ohm Jumper

Resistance Tolerance \_\_\_\_\_

- J =  $\pm 5\%$

Resistors \_\_\_\_\_

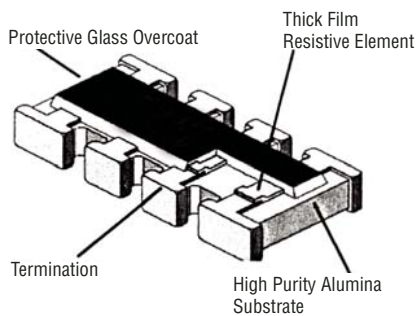
- 2 = 2 Resistors
- 4 = 4 Resistors

Terminations \_\_\_\_\_

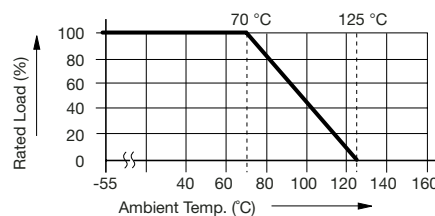
- LF = Tin-plated (RoHS compliant)

For Standard Values Used in Capacitors, Inductors, and Resistors, [click here](#).

### Construction



### Derating Curve

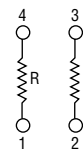


### Typical Part Marking

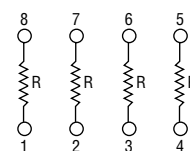
None on part. Label on reel will include part number.

### Isolated Circuit

#### CAY10-xxxJ2



#### CAY10-xxxJ4



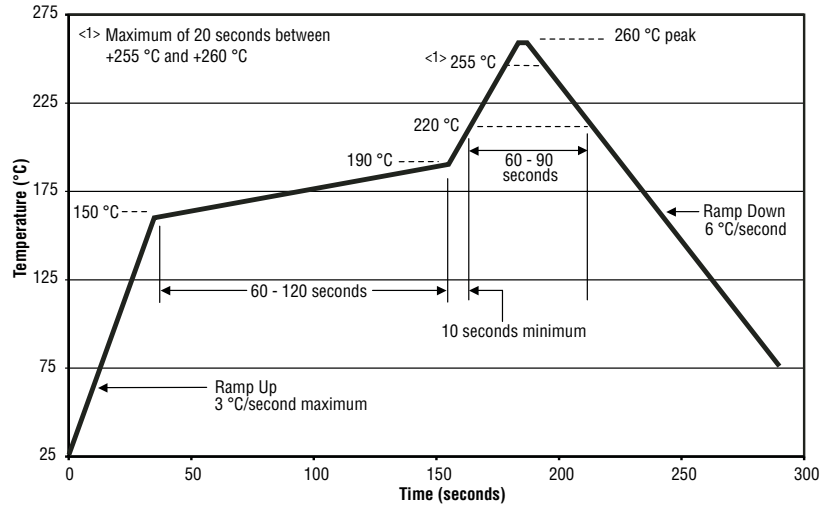
\*RoHS Directive 2002/95/EC Jan 27 2003 including Annex  
Specifications are subject to change without notice.

Customers should verify actual device performance in their specific applications.

# Model CAY10 - Chip Resistor Array

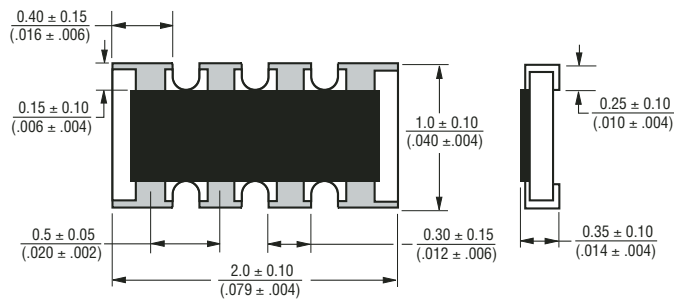
**BOURNS®**

## Soldering Profile for RoHS Compliant Chip Resistors and Arrays

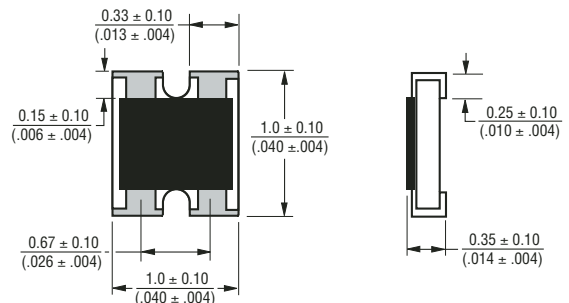


## Product Dimensions

### CAY10-xxxJ4

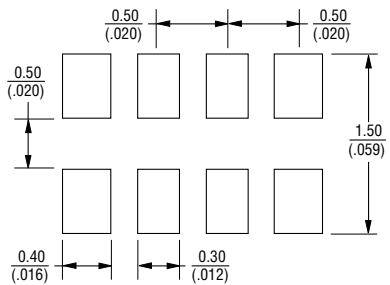


### CAY10-xxxJ2

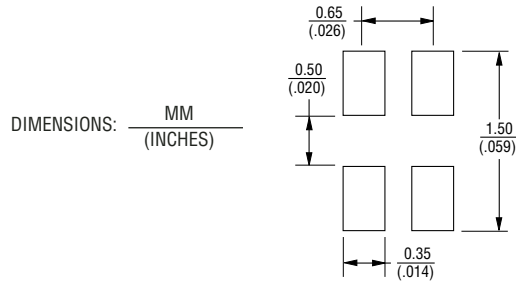


## Land Pattern

### CAY10-xxxJ4



### CAY10-xxxJ2

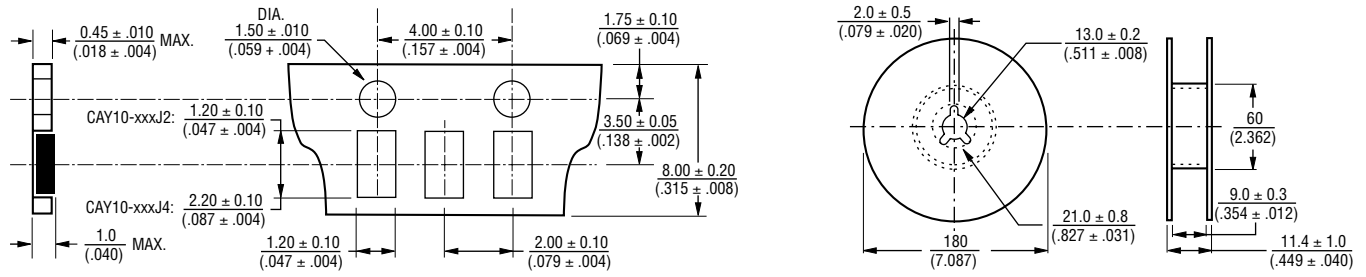


Specifications are subject to change without notice.  
Customers should verify actual device performance in their specific applications.

# Model CAY10 - Chip Resistor Array

**BOURNS®**

## Packaging Dimensions



REV. 02/08

Specifications are subject to change without notice.  
Customers should verify actual device performance in their specific applications.