

Fusetron®

FNM

1³/₃₂" x 1 1/2" Time-Delay Fuses



Electrical Ratings (Catalog Number and Amps)

FNM-1/10	FNM-1/8	FNM-2-1/2	FNM-6-1/4
FNM-1/4	FNM-1	FNM-2-3/10	FNM-7
FNM-1/100	FNM-1-1/8	FNM-3	FNM-8
FNM-3/10	FNM-1-1/4	FNM-3-3/10	FNM-9
FNM-1/2	FNM-1-3/10	FNM-3-1/2	FNM-10
FNM-3/10	FNM-1-1/2	FNM-4	FNM-12
FNM-4/10	FNM-1-3/10	FNM-4-1/2	FNM-15
FNM-1/2	FNM-1-3/10	FNM-5	FNM-20
FNM-3/10	FNM-2	FNM-5-3/10	FNM-25
FNM-3/2	FNM-2-1/4	FNM-6	FNM-30

Carton Quantity and Weight

Amp Ratings	Carton Qty	Weight	
		Lbs.	Kg.
0-30	10	0.125	0.057

Catalog Symbol: FNM

Dual-Element, Time-Delay

For circuits with high inrush currents

Volts: 250Vac or less

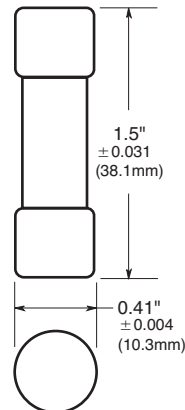
Amps: 1/10-30A


Interrupting Ratings:

- 35A (1/10-1A @ 250Vac)
- 100A (1 1/8-3 1/2A @ 250Vac)
- 200A (4-10A @ 250Vac)
- 10,000kA (1/10-10A @ 125Vac)
- 10,000A (12-30A @ 250Vac)

Agency Information: CE; UL Listed Std. 248-14, 0-30/250Vac, File E19180, Guide JDYX; CSA Certified, 1-30/250Vac, Class 1422-01, File 53787.

Dimensions - in (mm)

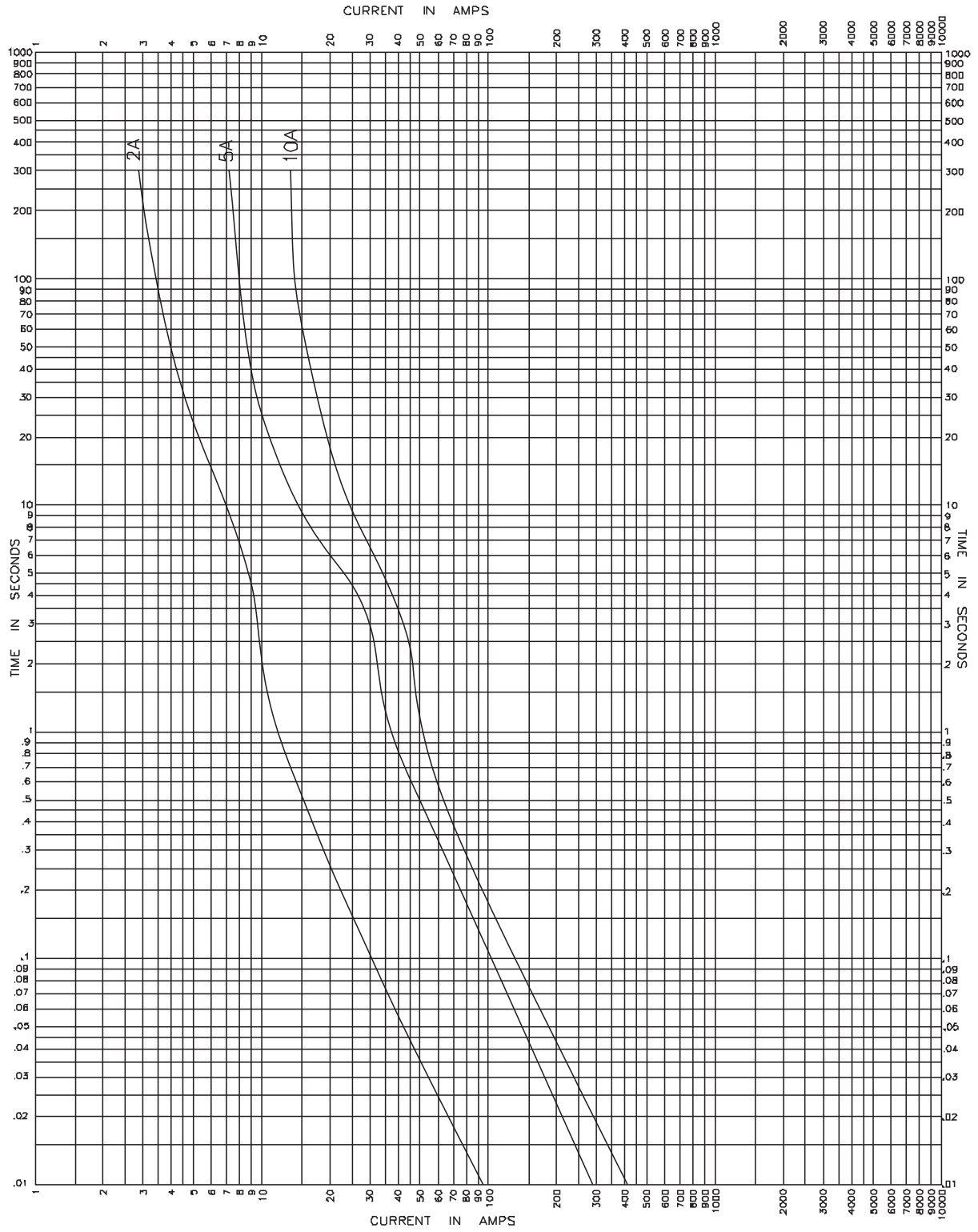





Recommended fuseblocks/fuseholders for 13/32" x 1-1/2" fuses
See Data Sheets listed below

- Open fuseblocks - 1104, 2104
- Finger-safe fuseholders - 1109, 1102, 1103, 2143
- Panel-mount fuseholders - 2114, 2113, 2108, 2112, 2109, 2140
- In-line fuseholders - 2127, 2126

Time-Current Characteristic Curves—Total Clearing



Time-Current Characteristic Curves—Average Melt



The only controlled copy of this Data Sheet is the electronic read-only version located on the Cooper Bussmann Network Drive. All other copies of this document are by definition uncontrolled. This bulletin is intended to clearly present comprehensive product data and provide technical information that will help the end user with design applications. Cooper Bussmann reserves the right, without notice, to change design or construction of any products and to discontinue or limit distribution of any products. Cooper Bussmann also reserves the right to change or update, without notice, any technical information contained in this bulletin. Once a product has been selected, it should be tested by the user in all possible applications.

© 2009 Cooper Bussmann
 St. Louis, MO 63178
www.cooperbussmann.com