

Low-Peak® Dual-Element, Time-Delay Fuses

Indicating & Non-indicating Class RK1 – 250 Volt 70-600 Amps

LPN-RK_SPI & LPN-RK_SP Series



Catalog Symbol: LPN-RK_SP (non-indicating version)
LPN-RK_SPI (indicating version)

Ratings:

Volts – 250Vac/dc (70-600A)
IR – Vac: 300kA RMS Sym.
– Vdc: 100kA

Agency Information:

CE, UL Listed–Special Purpose*, Guide JFHR, File E56412
CSA Certified, (200kA IR) Class 1422-02, File 53787,
Class RK1 per CSA C22.2 No. 248.12

* Meets all performance requirements of UL Standard 248-12 for Class RK1 fuses.

Catalog Numbers - Non-indicating versions

LPN-RK-70SP	LPN-RK-150SP	LPN-RK-350SP
LPN-RK-80SP	LPN-RK-175SP	LPN-RK-400SP
LPN-RK-90SP	LPN-RK-200SP	LPN-RK-450SP
LPN-RK-100SP	LPN-RK-225SP	LPN-RK-500SP
LPN-RK-110SP	LPN-RK-250SP	LPN-RK-600SP
LPN-RK-125SP	LPN-RK-300SP	—

Catalog Numbers - Indicating versions

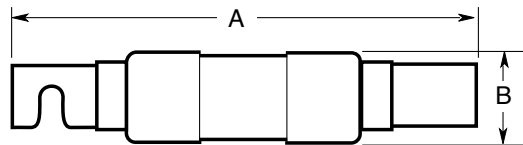
LPN-RK-70SPI	LPN-RK-150SPI	LPN-RK-350SPI
LPN-RK-80SPI	LPN-RK-175SPI	LPN-RK-400SPI
LPN-RK-90SPI	LPN-RK-200SPI	LPN-RK-450SPI
LPN-RK-100SPI	LPN-RK-225SPI	LPN-RK-500SPI
LPN-RK-110SPI	LPN-RK-250SPI	LPN-RK-600SPI
LPN-RK-125SPI	LPN-RK-300SPI	—

Carton Quantity and Weight

Ampere Ratings	Carton Qty.	Weight**	
		Lbs.	Kg.
70-100	5	1.9	0.9
110-200	1	0.9	0.4
225-400	1	2.0	0.9
450-600	1	3.0	1.4

**Weight per carton.

Dimensions - in



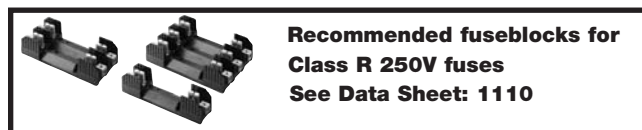
Amp Ratings	"A"	"B"
70-100	5.88 (± 0.062)	1.10 (± 0.020)
110-200	7.13 (± 0.062)	1.61 (± 0.020)
225-400	8.63 (± 0.094)	2.36 (± 0.020)
450-600	10.38 (± 0.094)	2.88 (± 0.020)

Features:

- Current-limiting for maximum short-circuit protection.
- Type 2 “No Damage” protection for IEC and NEMA starters when properly sized.
- High in-rush current motor protection.
- Time-delay that permits 130% FLA sizing for back-up motor protection.
- Provides protection against single-phase motor damage.
- Low watt loss power consumption.
- Electrically isolated end caps.
- 250Vdc, UL Listed, CSA Certified.

Applications:

- Branch distribution
- Motors
- Transformers
- Solenoids
- General purpose circuits

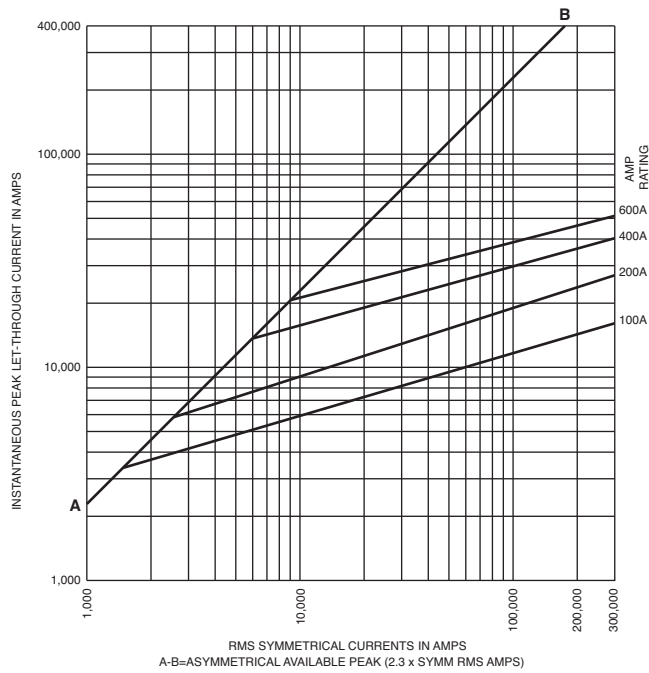


Fuse Reducers For Class R Fuses

Equipment Fuse Clips	Desired Fuse (Case) Size	Catalog Number (Pairs) 600V
200A	100A	No. 2621-R***
	100A	No. 2641-R
400A	200A	No. 642-R
	100A	No. 2661-R
600A	200A	No. 2662-R
	400A	No. 2664-R****

***Reducer 2621-R does not apply to 70 through 100 amp Low-Peak fuses.
****Single reducer only (pair not required).
For additional information on Class R fuse reducers, see Data Sheet 1118.

Current Limitation Curves

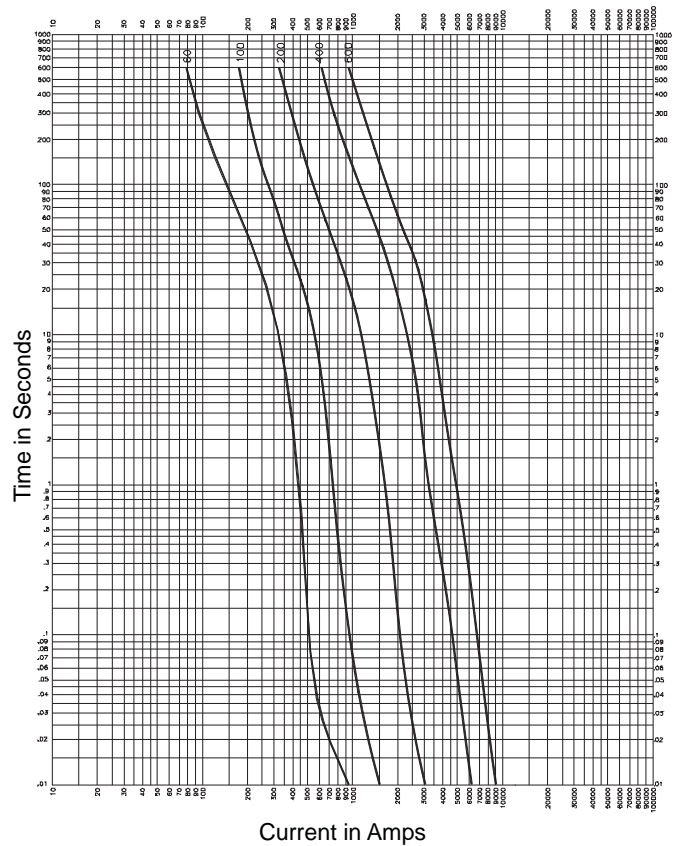


Current-Limiting Effects

Prospect. S.C.C.	Let-Through Current (Apparent RMS Symmetrical) Versus Fuse Rating			
	100A	200A	400A	600A
5,000	2,100	3,150	5,000	5,000
10,000	2,600	3,950	6,900	9,250
15,000	2,950	4,500	7,650	10,250
20,000	3,200	4,900	8,350	11,050
25,000	3,350	5,300	8,850	11,750
30,000	3,550	5,600	9,300	12,250
35,000	3,750	5,850	9,700	12,800
40,000	3,900	6,150	10,050	13,250
50,000	4,150	6,600	10,700	14,050
60,000	4,400	7,000	11,250	14,750
80,000	4,750	7,650	12,200	15,850
100,000	5,050	8,250	12,950	16,800
150,000	5,700	9,400	14,500	18,650
200,000	6,200	10,300	15,700	20,100
250,000	6,600	11,050	16,700	21,250
300,000	7,000	11,750	17,550	22,350

*Values derived from curve data

Time-Current Characteristic Curves—Average Melt



Note: 60 Amp fuse curve is ferrule style and included to show only relative performance. For actual 60 amp time-current curve performance, see Data Sheet 1003.

The only controlled copy of this Data Sheet is the electronic read-only version located on the Cooper Bussmann Network Drive. All other copies of this document are by definition uncontrolled. This bulletin is intended to clearly present comprehensive product data and provide technical information that will help the end user with design applications. Cooper Bussmann reserves the right, without notice, to change design or construction of any products and to discontinue or limit distribution of any products. Cooper Bussmann also reserves the right to change or update, without notice, any technical information contained in this bulletin. Once a product has been selected, it should be tested by the user in all possible applications.

© 2010 Cooper Bussmann
St. Louis, MO 63178
www.cooperbussmann.com