

Square Body – DIN 43 653

690V (IEC/U.L.) 10-400A



Electrical Characteristics					Ordering Information			Curves		
Size	Rated Current RMS-Amps	I ² t (A ² Sec)		Watts Loss	-U/80 Without Indicator	-/80 Visual Indicator	-TN/80 Type T Indicator for Micro	Carton Qty.	Carton Weight (kg)	BIF #
		Pre-arc	Clearing at 660V							
000	10	3.8	25.5	3.0	170M1308	170M1358	170M1408	10	1.34	17056310
	16	7.2	48	5.5	170M1309	170M1359	170M1409			
	20	11.5	78	7	170M1310	170M1360	170M1410			
	25	19	130	9	170M1311	170M1361	170M1411			
	32	40	270	10	170M1312	170M1362	170M1412			
	40	69	460	12	170M1313	170M1363	170M1413			
	50	115	770	15	170M1314	170M1364	170M1414			
	63	215	1450	16	170M1315	170M1365	170M1415			
	80	380	2550	19	170M1316	170M1366	170M1416			
	100	695	4650	24	170M1317	170M1367	170M1417			
	125	1200	8500	28	170M1318	170M1368	170M1418			
	160	2300	16000	32	170M1319	170M1369	170M1419			
	200	4200	28000	37	170M1320	170M1370	170M1420			
	250	7750	51500	42	170M1321	170M1371	170M1421			
315	12000	80500	52	170M1322	170M1372	170M1422				
00	25	19	130	6		170M2608	170M2658	5	1.05	17056312
	32	28.5	195	7		170M2609	170M2659			
	40	50	360	9		170M2610	170M2660			
	50	95	640	10		170M2611	170M2661			
	63	170	1200	12		170M2612	170M2662			
	80	310	2100	15		170M2613	170M2663			
	100	620	4150	20		170M2614	170M2664			
	125	1000	6950	25		170M2615	170M2665			
	160	1900	13000	30		170M2616	170M2666			
	200	3400	23000	35		170M2617	170M2667			
	250	6250	42000	45		170M2618	170M2668			
	315	10000	68500	55		170M2619	170M2669			
	350	13500	91500	60		170M2620	170M2670			
	400	18000	125000	70		170M2621	170M2671			

† U.L. Recognition/CSA Component Acceptance on Size 000.

1 kg = 2.2 lbs. 1 lb = 0.45 kg

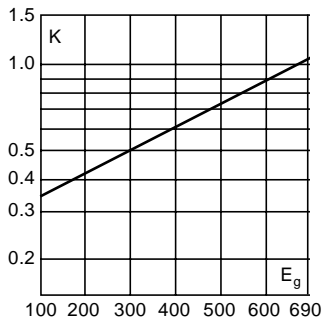
- Interrupting rating 200kA (Estimated 300kA) RMS Symmetrical.
- Watts loss provided at rated current.
- Microswitch indicator ordered separately.



Electrical Characteristics

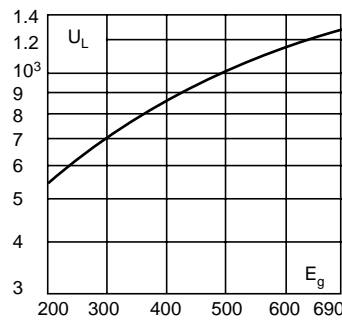
Total Clearing I²t

The total clearing I²t at rated voltage and at power factor of 15% are given in the electrical characteristics. For other voltages, the clearing I²t is found by multiplying by correction factor, K, given as a function of applied working voltage, E_g, (RMS).



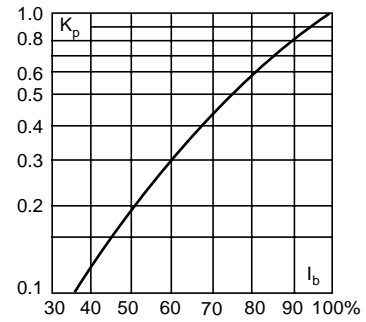
Arc Voltage

This curve gives the peak arc voltage, U_L, which may appear across the fuse during its operation as a function of the applied working voltage, E_g, (RMS) at a power factor of 15%.



Power Losses

Watts loss at rated current is given in the electrical characteristics. The curve allows the calculation of the power losses at load currents lower than the rated current. The correction factor, K_p, is given as a function of the RMS load current, I_b, in % of the rated current.

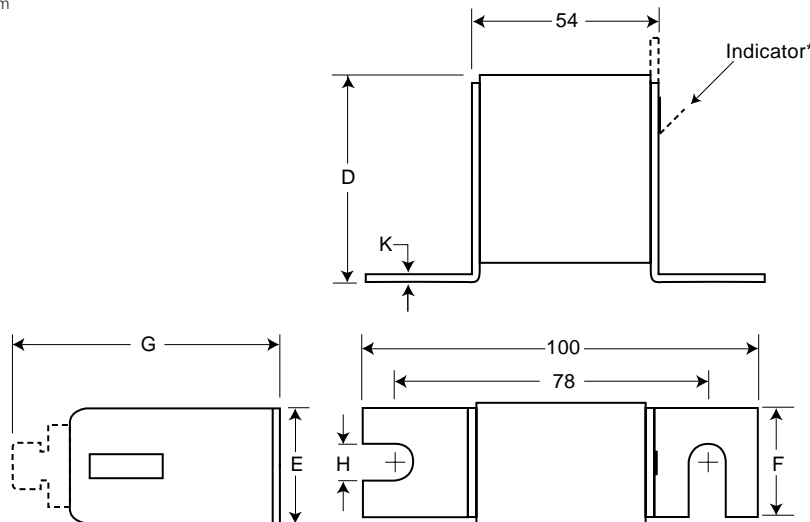


Dimensions

DIN 43 653: Type -U/80, -/80, -TN/80

Size	D	E	F	G	H	K
000	40	21	20	51	8	2
00	51	30	28	67	10	2

Dimension in mm.
1mm = 0.0394" 1" = 25.4mm



*Indication for Size 00 Fuses is a red pin

The only controlled copy of this BIF document is the electronic read-only version located on the Bussmann Network Drive. All other copies of this document are by definition uncontrolled. This bulletin is intended to clearly present comprehensive product data and provide technical information that will help the end user with design applications. Bussmann reserves the right, without notice, to change design or construction of any products and to discontinue or limit distribution of any products. Bussmann also reserves the right to change or update, without notice, any technical information contained in this bulletin. Once a product has been selected, it should be tested by the user in all possible applications.