

LOW-PEAK® Time-Delay Fuses

Class L – 600 Volt

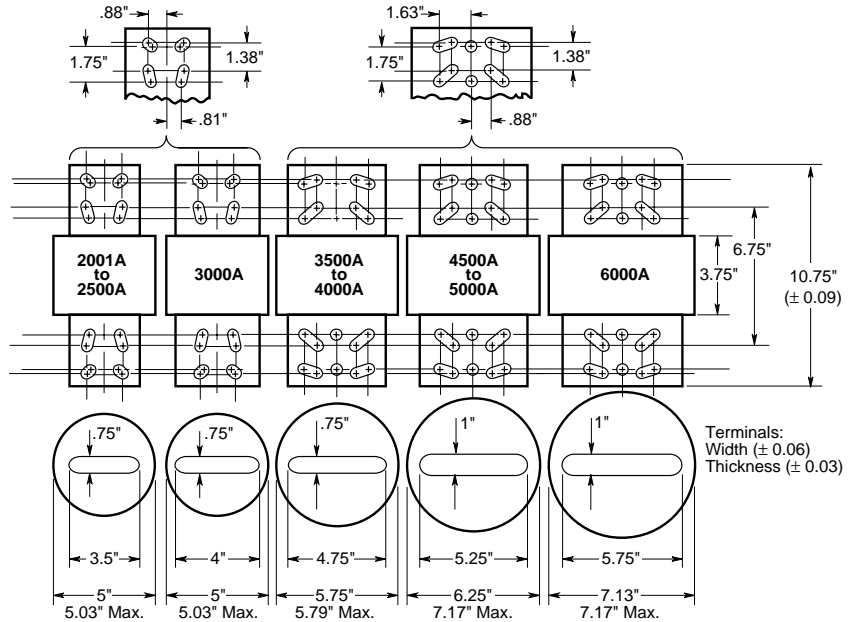
KRP-C

2001-6000A



Dimensional Data

Hole diameters and slot widths (±0.03)
All other tolerances (± 0.02)



Catalog Symbol: KRP-C_SP

Time-Delay – 4 seconds (minimum) at 500% rated current
Current-Limiting

Ampere Rating: 2001 to 6000 Amperes

Voltage Rating: 600 Volts AC (or less)*

Interrupting Rating: 300,000A RMS Sym. (UL)

Agency Approvals:

UL Listed – Special Purpose[†], Guide JFHR, File E56412

CSA Certified (200,000 AIR), Class 1422-02, File 53787

Class L per CSA-C22.2 No. 248.10

*601-3000A is rated 340 VDC and 50 KAIC.

†Meets all performance requirements of UL Standard 248-10 for Class L fuses.

Ampere Ratings†

Catalog Number	Ctn. Qty.	Weight**		Catalog Number	Ctn. Qty.	Weight**	
		Lbs.	Kg.			Lbs.	Kg.
KRP-C-2001SP	1	17.25	7.824	KRP-C-4500SP	1	29	13.154
KRP-C-2400SP				KRP-C-5000SP			
KRP-C-2500SP				KRP-C-6000SP			
KRP-C-3000SP	1	18.25	8.278				
KRP-C-3500SP	1	23.50	10.659				
KRP-C-3800SP							
KRP-C-4000SP							

†Special purpose rating of 300,000 AIR.

**Weight per carton.

General Information:

- All purpose silver-linked fuse for both overload and short-circuit protection for high capacity systems (mains and large feeders).
- Time-delay (minimum of four seconds at five times amp rating) for close sizing.
- Current-limiting action of the fuse generally affords considerable reduction in bus bracing.
- Interrupting rating of 300,000 amperes complies with NEC Sections 110-9 and 230-65 for today's large capacity systems.
- O-ring seals maximize pressure build-up during current-limiting action and ensure filler retention.
- High grade silica-sand filler; accelerates response of fuse to short-circuits by having quenching effect upon the fuse arc.
- 99.9% pure silver fuselinks. The high conductivity of silver gives low watt loss and low operating temperature at normal current levels; maximizes total clearing I²t fault energy let-through.
- Selective coordination (blackout prevention)
- Glass melamine tube.
- Silver-plated end bells.

CE CE logo denotes compliance with European Union Low Voltage Directive (50-1000 VAC, 75-1500 VDC). Refer to BIF document #8002 or contact Bussmann Application Engineering at 636-527-1270 for more information.

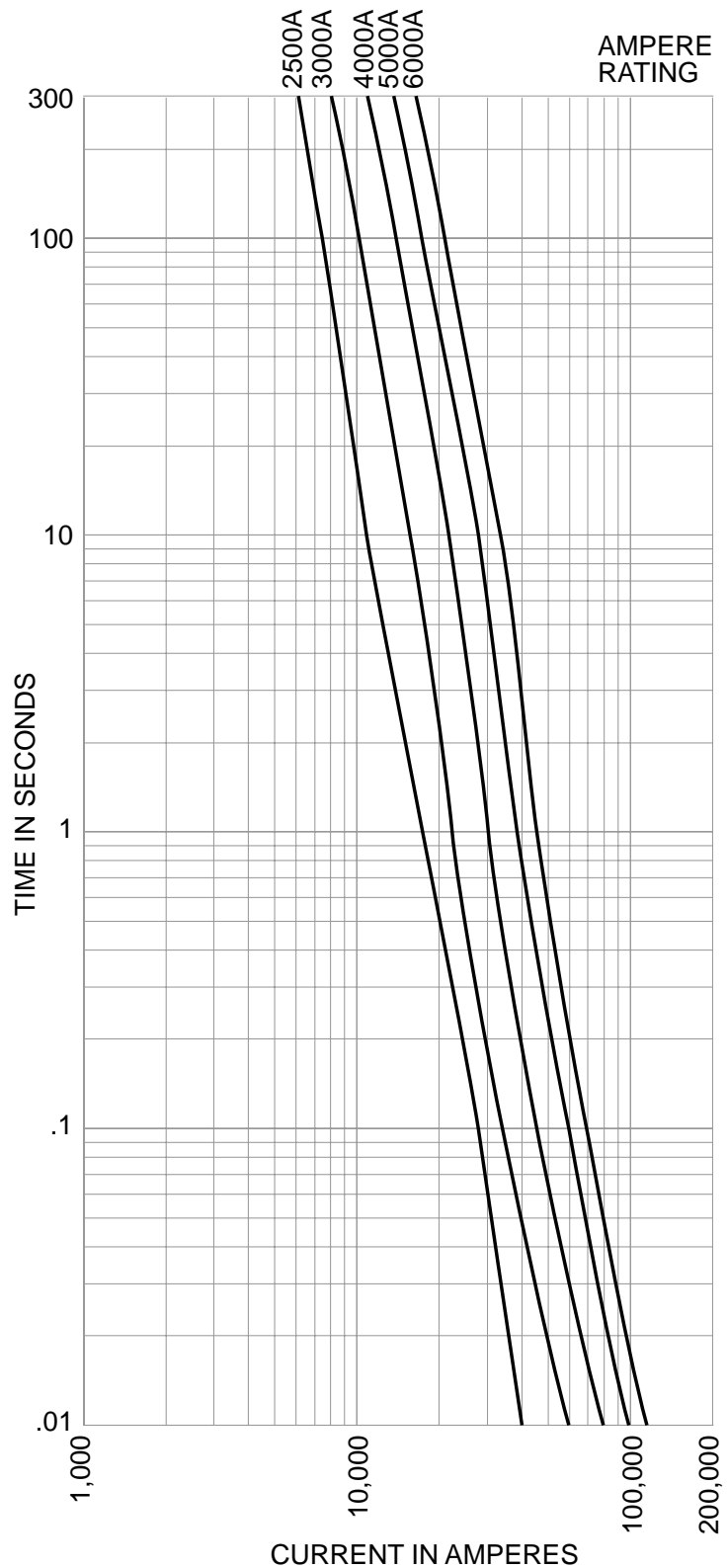
LOW-PEAK® Time-Delay Fuses

Class L - 600 Volt

KRP-C

2001-6000A

Time-Current Characteristic Curves—Average Melt



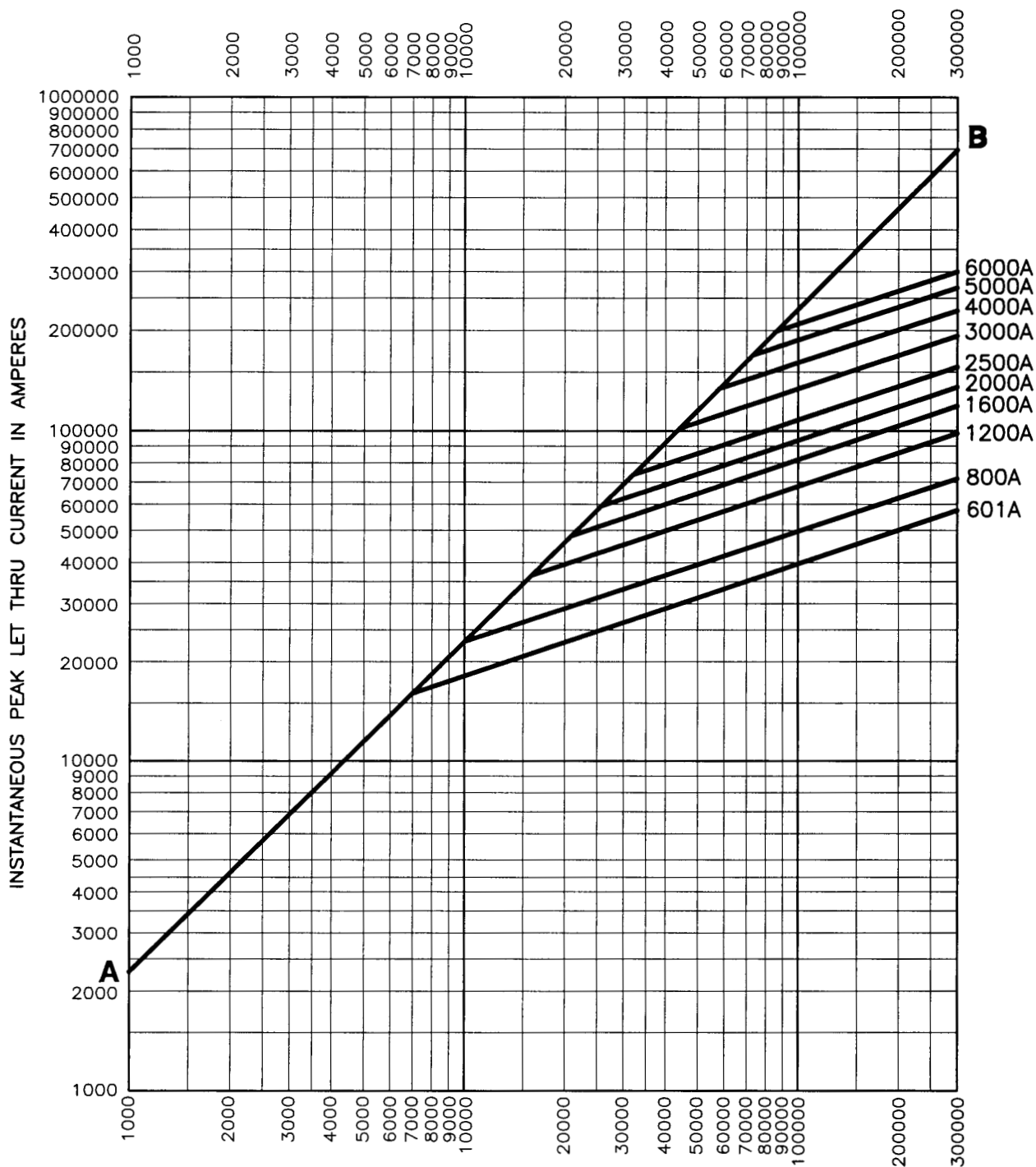
LOW-PEAK® Time-Delay Fuses

Class L - 600 Volt

KRP-C

2001-6000A

Current-Limitation Curves



The only controlled copy of this BIF document is the electronic read-only version located on the Bussmann Network Drive. All other copies of this document are by definition uncontrolled. This bulletin is intended to clearly present comprehensive product data and provide technical information that will help the end user with design applications. Bussmann reserves the right, without notice, to change design or construction of any products and to discontinue or limit distribution of any products. Bussmann also reserves the right to change or update, without notice, any technical information contained in this bulletin. Once a product has been selected, it should be tested by the user in all possible applications.