

Dura-Lag

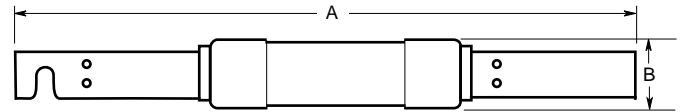
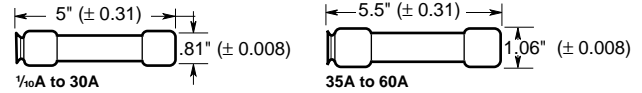
Dual-Element, Time-Delay Construction Grade Fuses

Class RK5 – 600 Volt

DLS-R
1 – 600 Amps



Dimensional Data



Dimensions (inches)

Ampere Ratings	A	B
70-100	7.88 (± 0.062)	1.16 (± 0.008)
110-200	9.63 (± 0.062)	1.66 (± 0.008)
225-400	11.63 (± 0.094)	2.38 (± 0.008)
450-600	13.38 (± 0.094)	2.88 (± 0.008)

Catalog Symbol: DLS-R (600V)
 Current-Limiting
 Dual-Element, Time-Delay – 10 seconds (minimum) at 500% rated current
 Voltage Rating: 600Vac (or less)
 Self-Certified for 300Vdc
 Interrupting Rating: 200,000A RMS Symmetrical
 20,000A dc
 Agency Information:
 UL Listed, Std. 248-12, Guide JDDZ, File E4273
 CSA Certified, C22.2 No. 248.12, Class 1422-02, File 53787

General Information:

- Designed for contractor needs.
- Protects industrial equipment and large motors.
- Recommended for ac power distribution system mains, feeders and branch circuits.
- Industry standard time-delay of 10 seconds at 5 times the fuse rating.

Carton Quantity and Weight

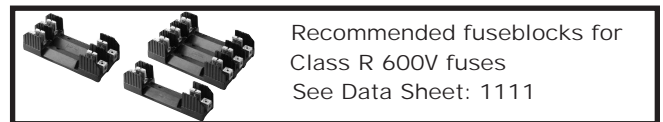
Ampere Ratings	Carton Qty.	Weight*	
		Lbs.	Kg.
1/10-30	10	1.62	0.729
35-60	10	3.00	1.35
70-100	5	2.20	1.0
110-200	1	1.10	0.5
225-400	1	2.36	1.1
450-600	1	3.44	1.5

*Weight per carton.

Catalog Numbers

DLS-R-1	DLS-R-10	DLS-R-100
DLS-R-1 ¹ / ₁₀	DLS-R-12	DLS-R-110
DLS-R-2	DLS-R-15	DLS-R-125
DLS-R-2 ¹ / ₂	DLS-R-17 ¹ / ₂	DLS-R-150
DLS-R-2 ³ / ₁₀	DLS-R-20	DLS-R-175
DLS-R-3	DLS-R-25	DLS-R-200
DLS-R-3 ² / ₁₀	DLS-R-30	DLS-R-225
DLS-R-3 ¹ / ₂	DLS-R-35	DLS-R-250
DLS-R-4	DLS-R-40	DLS-R-300
DLS-R-5	DLS-R-45	DLS-R-350
DLS-R-6	DLS-R-50	DLS-R-400
DLS-R-6 ¹ / ₄	DLS-R-60	DLS-R-500
DLS-R-7	DLS-R-70	DLS-R-600
DLS-R-8	DLS-R-80	—
DLS-R-9	DLS-R-90	—

CE logo denotes compliance with European Union Low Voltage Directive (50-1000Vac, 75-1500Vdc). Refer to Data Sheet: 8002 or contact Bussmann Application Engineering at 636-527-1270 for more information.

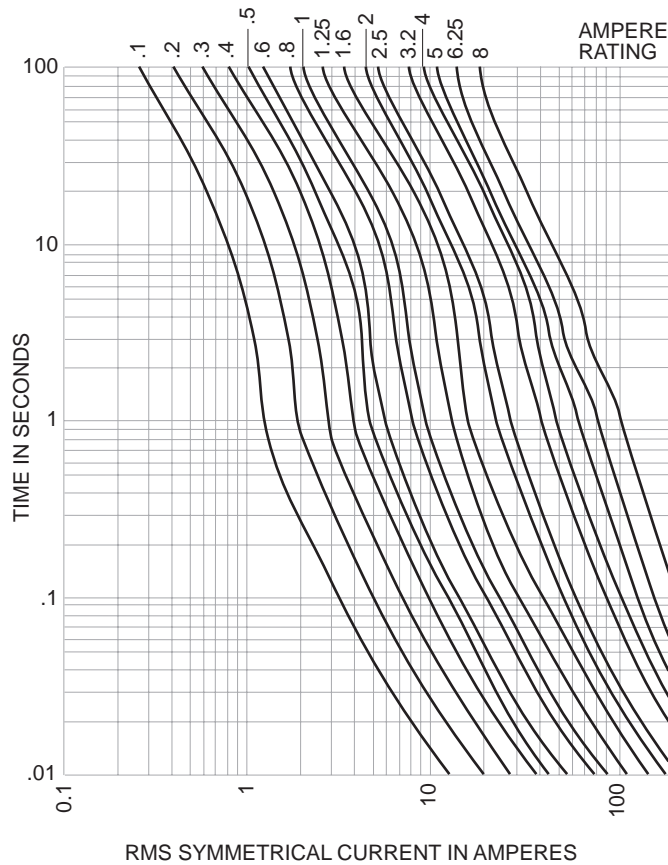


Dura-Lag

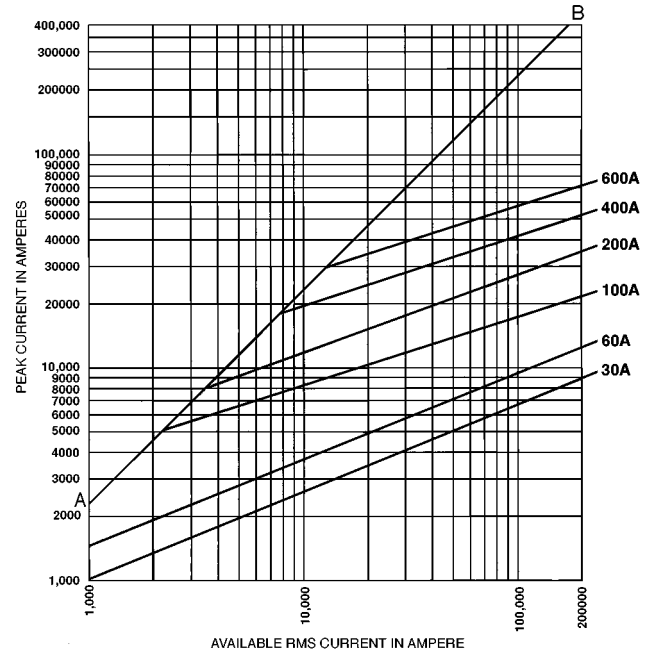
Dual-Element, Time-Delay Construction Grade Fuses
Class RK5 - 600 Volt

DLS-R
1 - 600 Amps

Time-Current Characteristic Curves-Average Melt



RMS SYMMETRICAL CURRENT IN AMPERES



PROSPECTIVE SHORT-CIRCUIT CURRENT SYMMETRICAL RMS AMPERES

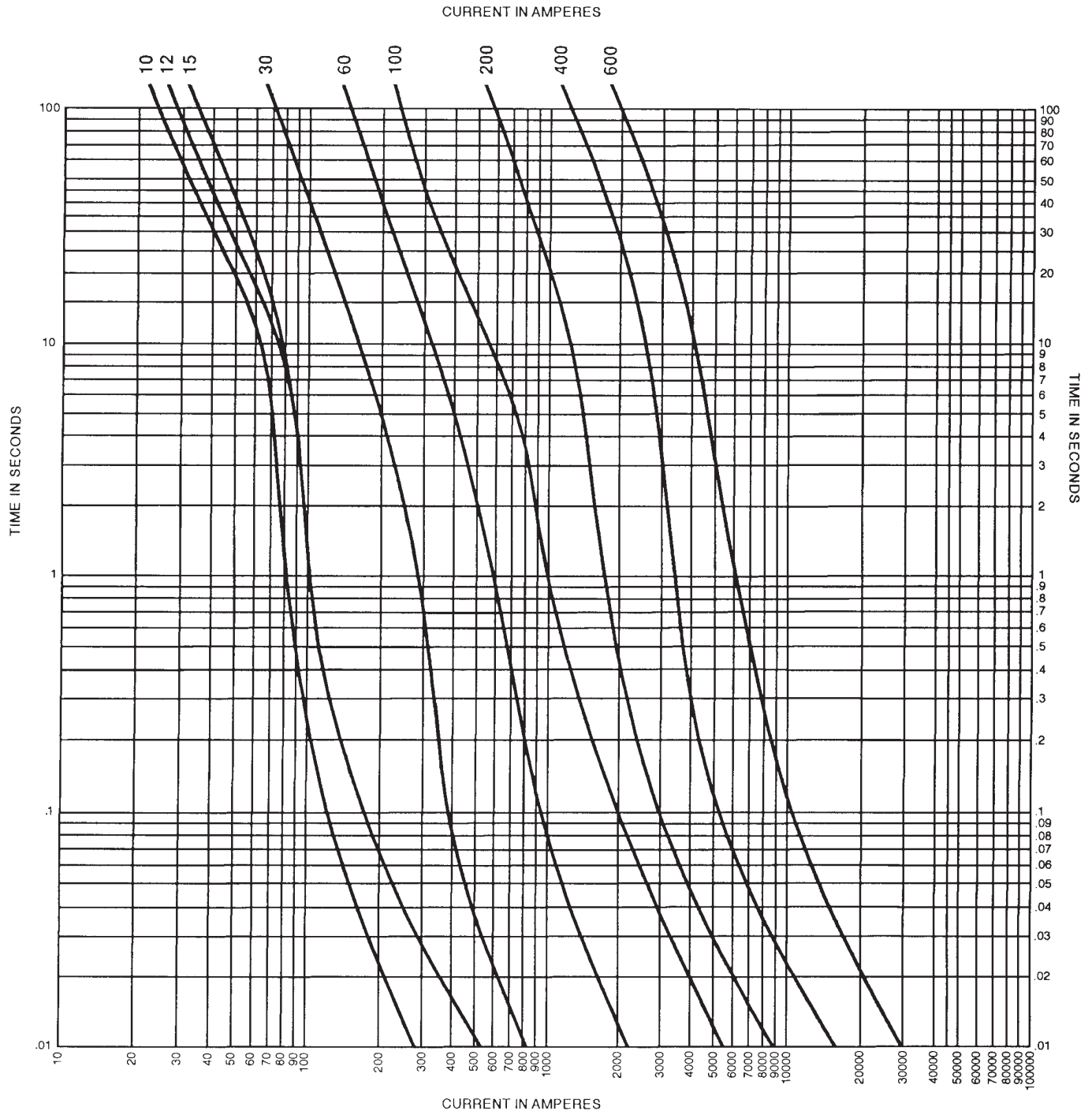
Dura-Lag

Dual-Element, Time-Delay Construction Grade Fuses

Class RK5 - 600 Volt

DLS-R
1 - 600 Amps

Time-Current Characteristic Curves-Average Melt



The only controlled copy of this Data Sheet is the electronic read-only version located on the Bussmann Network Drive. All other copies of this document are by definition uncontrolled. This bulletin is intended to clearly present comprehensive product data and provide technical information that will help the end user with design applications. Bussmann reserves the right, without notice, to change design or construction of any products and to discontinue or limit distribution of any products. Bussmann also reserves the right to change or update, without notice, any technical information contained in this bulletin. Once a product has been selected, it should be tested by the user in all possible applications.