
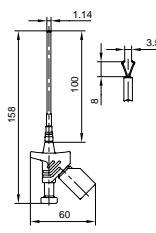

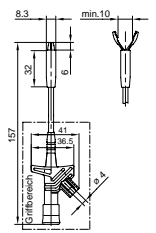

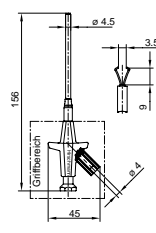

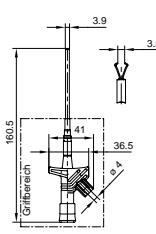

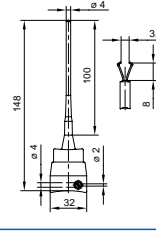

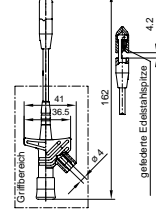


# Clamp-type test probes



*System Article type	Technical Data	Order no. Colour	*System Article type	Technical Data	Order no. Colour
 <p>KLEPS 250</p>	 <p>300 V = clamping range ø 4 mm</p>	<p>973 528-100 ●</p> <p>973 528-101 ●</p>	 <p>KLEPS 2800</p>	 <p>20 A clamping range ø 10 mm, grip claws</p>	<p>972 308-100 ●</p> <p>972 308-101 ●</p>
 <p>KLEPS 2000</p>	 <p>Clamping range ø 4 mm</p>	<p>972 378-100 ●</p> <p>972 378-101 ●</p>			
 <p>KLEPS 2600</p>	 <p>Clamping range ø 4 mm</p>	<p>972 306-100 ●</p> <p>972 306-101 ●</p>			
 <p>KLEPS 60</p>	 <p>Clamping range ø 4 mm</p>	<p>973 053-100 ●</p> <p>973 053-101 ●</p>			
 <p>KLEPS 2700</p>	 <p>0.25 mm<sup>2</sup> up to 1.5 mm<sup>2</sup> (ø 3.5 mm) contact without the need to strip them „Piercing Clip“</p>	<p>972 307-100 ●</p> <p>972 307-101 ●</p>			

\* System: (64) = 0.64 mm system / (2) ≙ 2 mm system / (4) ≙ 4 mm system / (●) ≙ 4 mm safety system / (↔) ≙ 4 mm sliding sleeve system

