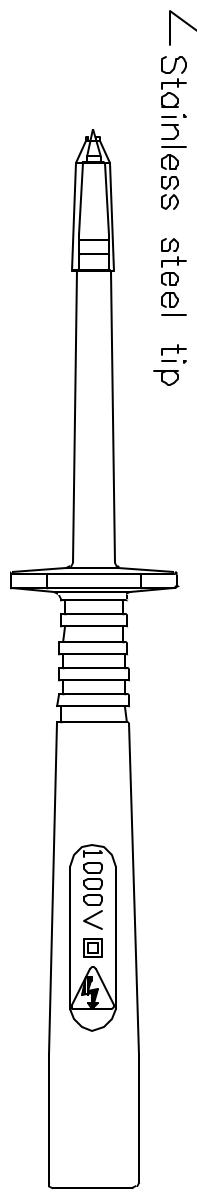
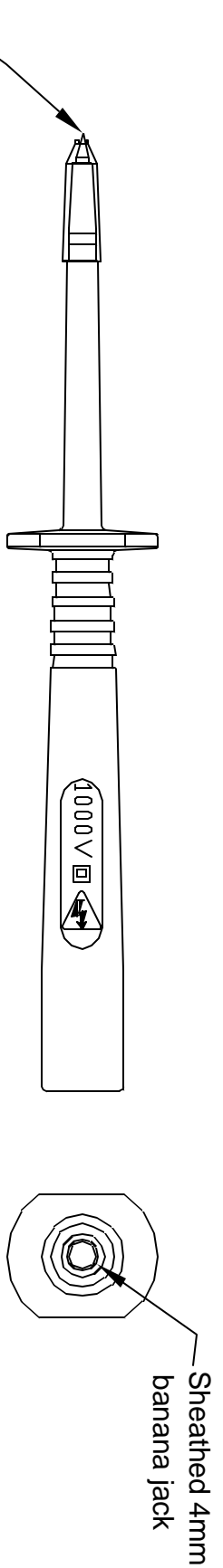


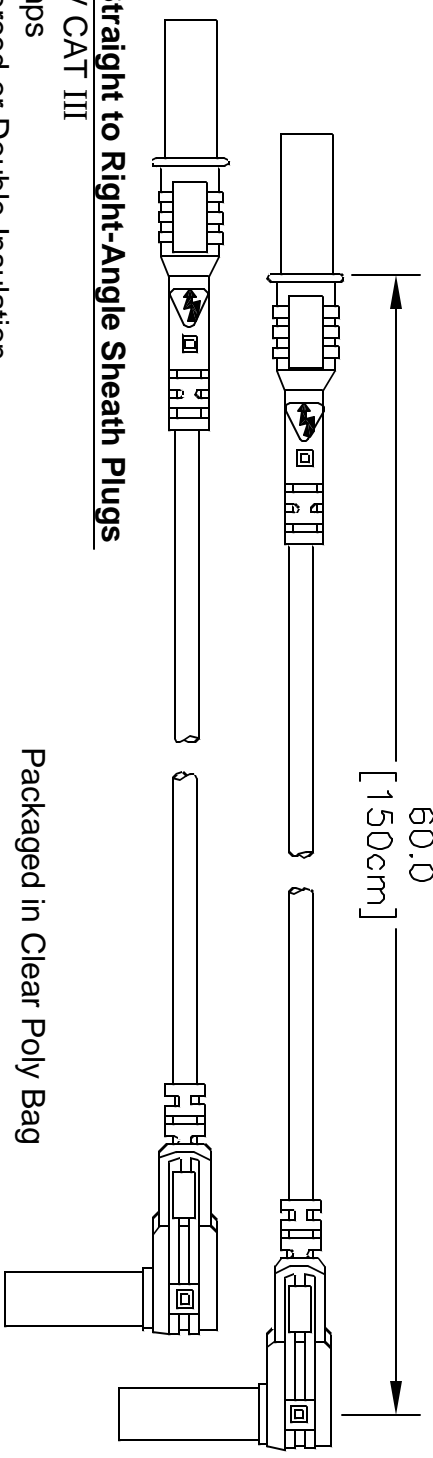
ALL RIGHTS RESERVED. NO PORTION OF THIS PUBLICATION, WHETHER IN WHOLE OR IN PART CAN BE REPRODUCED WITHOUT THE EXPRESS WRITTEN CONSENT OF SPC TECHNOLOGY.

REVISIONS		DOC. NO.	DATE	CHECKED	DATE	APPRVD	DATE
DCP #	REV	DESCRIPTION	DRAWN	DATE	CHECKED	DATE	APPRVD
430	A	Released	JWM	12/12/00	JC	1/8/01	DJC
							1/11/01



Stainless Steel Tipped Probes w/C Caps

1000V CAT III
20 Amps
Reinforced or Double Insulation
1 Red, 1 Black



Packaged in Clear Poly Bag

Leads, Straight to Right-Angle Sheath Plugs

1000V CAT III
12 Amps
Reinforced or Double Insulation
1 Red, 1 Black
Leads: Silicone Lead Wire

DISCLAIMER
ALL STATEMENTS AND TECHNICAL INFORMATION CONTAINED HEREIN ARE BASED UPON INFORMATION AND/OR TESTS WE BELIEVE TO BE ACCURATE AND RELIABLE. SINCE CONDITIONS OF USE ARE BEYOND OUR CONTROL, THE USER SHALL DETERMINE THE SUITABILITY OF THE PRODUCT FOR THE INTENDED USE AND ASSUME ALL RISK AND LIABILITY WHATSOEVER IN CONNECTION THEREWITH.



UNLESS OTHERWISE SPECIFIED, DIMENSIONS ARE FOR REFERENCE PURPOSES ONLY.

DRAWN BY:	DATE:
Jeff Mavicker	12/12/00
CHECKED BY:	DATE:
John Cole	1/8/01
APPROVED BY:	DATE:
Daniel Carey	1/11/01

DRAWING TITLE:		Surface Mount Test Kit	
SIZE	DWG. NO.	ELECTRONIC FILE	REV
A	76-090	84N2132.dwg	A
SCALE:	NTS	U.O.M.: INCHES	SHEET: 1 OF 1