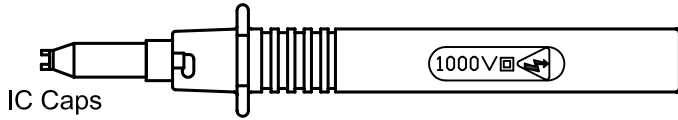
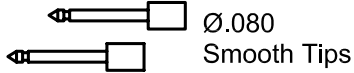
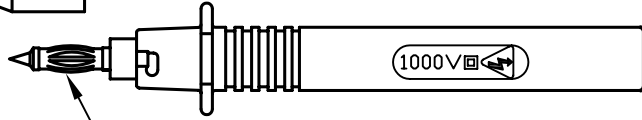
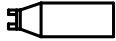


ALL RIGHTS RESERVED. NO PORTION OF THIS PUBLICATION, WHETHER IN WHOLE OR IN PART CAN BE REPRODUCED WITHOUT THE EXPRESS WRITTEN CONSENT OF SPC TECHNOLOGY.

REVISIONS			DOC. NO. SPC-F004 * Effective: 12/21/98 * DCP No: 680					
DCP #	REV	DESCRIPTION	DRAWN	DATE	CHECKD	DATE	APPRVD	DATE
615	A	RELEASED	JWM	6/23/00	JC	8/11/00	DJC	8/23/00
1355	B	Length was 60	JWM	3/9/04	JC	3/9/04	JC	3/9/04



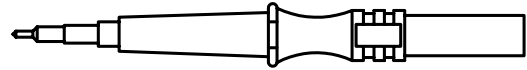
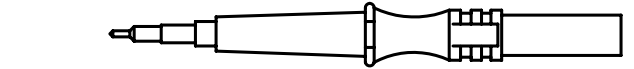
IC Caps



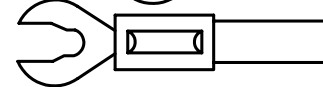
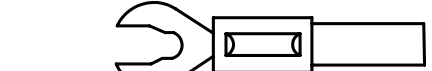
Ø4mm Cage tip

Probe Bodies w/ Replacement Tips & IC Caps

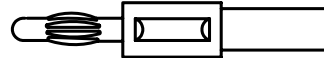
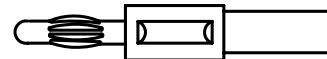
- 1000V CAT III
- 36 Amps
- Reinforced or Double Insulation
- 1 Red, 1 Black



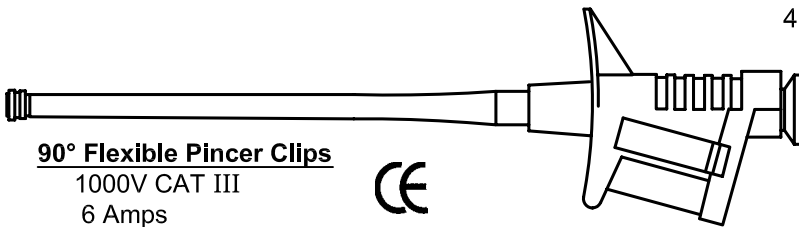
Spring Tip Mini-Probes - w/IC Caps (1 amp)



Spade Lug Adapters (36 Amps)

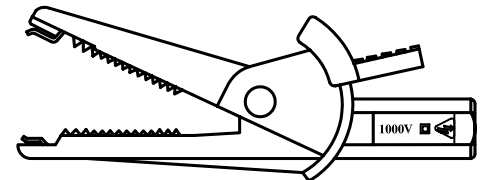
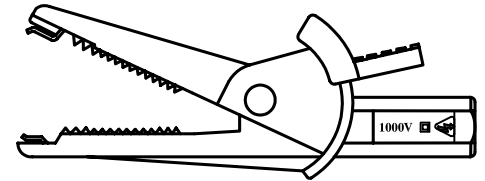
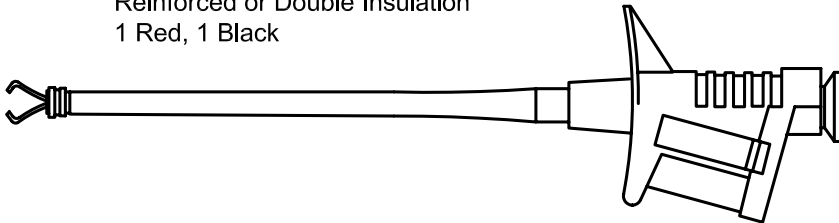


4mm Banana Plug Adapters (10 Amps)



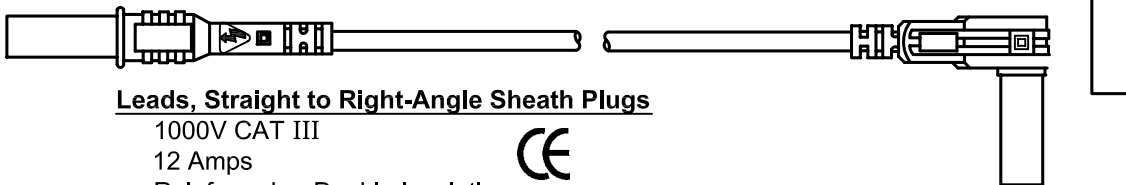
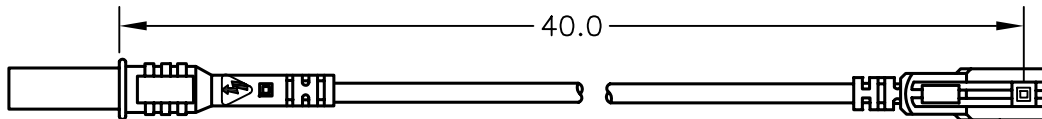
90° Flexible Pincer Clips

- 1000V CAT III
- 6 Amps
- Reinforced or Double Insulation
- 1 Red, 1 Black



Insulated Alligator Clips

- 1000V CAT III
- 20 Amps
- Reinforced or Double Insulation
- 1 Red, 1 Black



Leads, Straight to Right-Angle Sheath Plugs

- 1000V CAT III
- 12 Amps
- Reinforced or Double Insulation
- 1 Red, 1 Black
- Leads: PVC



Packaged in Clear Poly Bag

SPC-F004.DWG

DISCLAIMER:
ALL STATEMENTS AND TECHNICAL INFORMATION CONTAINED HEREIN ARE BASED UPON INFORMATION AND/OR TESTS WE BELIEVE TO BE ACCURATE AND RELIABLE. SINCE CONDITIONS OF USE ARE BEYOND OUR CONTROL, THE USER SHALL DETERMINE THE SUITABILITY OF THE PRODUCT FOR THE INTENDED USE AND ASSUME ALL RISK AND LIABILITY WHATSOEVER IN CONNECTION THEREWITH.



UNLESS OTHERWISE SPECIFIED, DIMENSIONS ARE FOR REFERENCE PURPOSES ONLY.

DRAWN BY:	DATE:
Jeff McVicker	6/23/00
CHECKED BY:	DATE:
JOHN COLE	8/11/00
APPROVED BY:	DATE:
Daniel Carey	8/23/00

DRAWING TITLE:			
Deluxe DMM Probe Kit			
SIZE	DWG. NO.	ELECTRONIC FILE	REV
A	76-082	16F7741.dwg	B
SCALE:	NTS	U.O.M.: INCHES [cm]	SHEET: 1 OF 1