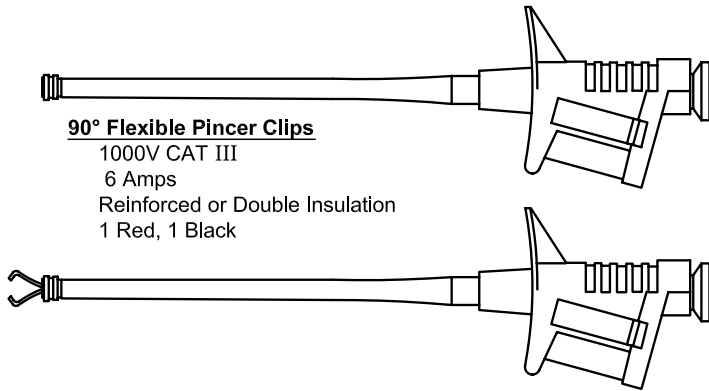
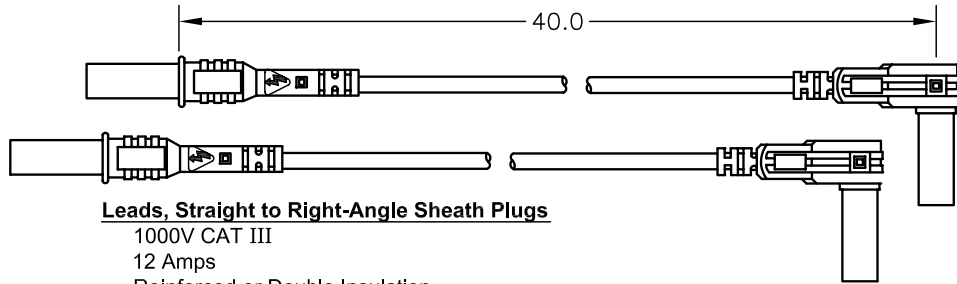


ALL RIGHTS RESERVED. NO PORTION OF THIS PUBLICATION, WHETHER IN WHOLE OR IN PART CAN BE REPRODUCED WITHOUT THE EXPRESS WRITTEN CONSENT OF SPC TECHNOLOGY.

REVISIONS			DOC. NO. SPC-F005 * Effective: 12/21/98 * DCP No: 680					
DCP #	REV	DESCRIPTION	DRAWN	DATE	CHECKD	DATE	APPRVD	DATE
615	A	RELEASED	JWM	6/23/00	JC	8/11/00	DJC	8/23/00
1355	B	Length was 60	JWM	3/9/04	JC	3/9/04	JC	3/9/04

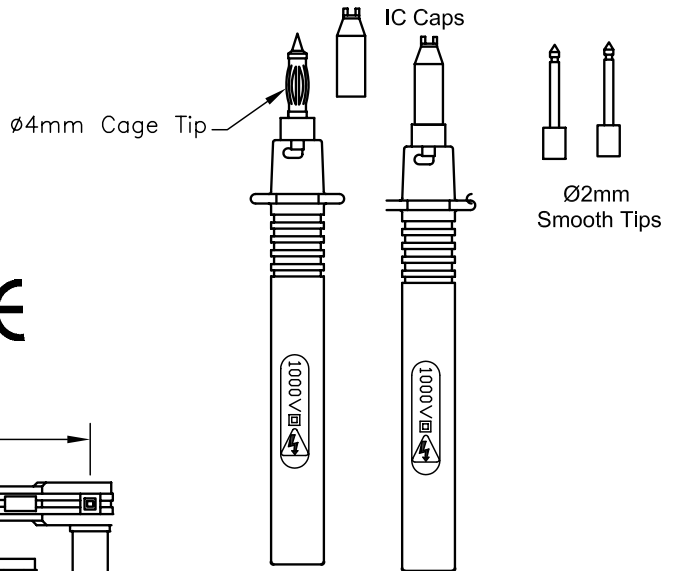


90° Flexible Pincer Clips
 1000V CAT III
 6 Amps
 Reinforced or Double Insulation
 1 Red, 1 Black



Leads, Straight to Right-Angle Sheath Plugs
 1000V CAT III
 12 Amps
 Reinforced or Double Insulation
 1 Red, 1 Black
 Leads: PVC

Packaged in Clear Poly Bag



Probe Bodies w/ Replacement Tips & IC Caps
 1000V CAT III
 36 Amps
 Reinforced or Double Insulation
 1 Red, 1 Black

DISCLAIMER:
 ALL STATEMENTS AND TECHNICAL INFORMATION CONTAINED HEREIN ARE BASED UPON INFORMATION AND/OR TESTS WE BELIEVE TO BE ACCURATE AND RELIABLE. SINCE CONDITIONS OF USE ARE BEYOND OUR CONTROL, THE USER SHALL DETERMINE THE SUITABILITY OF THE PRODUCT FOR THE INTENDED USE AND ASSUME ALL RISK AND LIABILITY WHATSOEVER IN CONNECTION THEREWITH.

UNLESS OTHERWISE SPECIFIED, DIMENSIONS ARE FOR REFERENCE PURPOSES ONLY.

DRAWN BY:	DATE:
Jeff McVicker	6/23/00
CHECKED BY:	DATE:
JOHN COLE	8/11/00
APPROVED BY:	DATE:
Daniel Carey	8/23/00

DRAWING TITLE:			
Basic DMM Probe Kit			
SIZE	DWG. NO.	ELECTRONIC FILE	REV
A	76-081	16F7740.dwg	B
SCALE:	NTS	U.O.M.: INCHES [cm]	SHEET: 1 OF 1



SPC-F005.DWG