

**Quite Simply:**

***the best  
in insulation!***

## Series

C.A 6521

C.A 6523

C.A 6525

C.A 6531

C.A 6533

Megohmmeters

- Twin digital-analogue display
- Giant back-lit screen
- Battery powered for hours of service
- Programmable threshold alarms
- Remote control probe with lighting facility



*A total range  
comprising  
5 models:  
A megohmmeter  
to suit all needs!*

CE

 **CHAUVIN  
ARNOUX**



# Testing electrical installations and equipment



The innovative range of megohmmeter models C.A 6521, C.A 6523 and C.A 6525 make measurement both straightforward and convenient.

## Ergonomics

- **Giant back-lit display** for extra clarity
- **4000 ct. digital display + logarithmic bar graph** for: simultaneous reading of measurement and analogue variation
- **Stand:** for use of equipment on table or on the ground
- **Casing design:** grips firmly in the hand

## Measurement aids

- **Limit values**  
Programmable high and low thresholds trigger 'beep' sound (no longer necessary to read the value to verify the result)
- **Timer function**  
Automatic time measurement with stopwatch display (up to 15 min's)
- **Lead compensation**  
Precise measurement in continuity testing guaranteed

## Safety

- **Automatic voltage detection**  
The presence of a dangerous voltage level on the test circuit automatically prevents insulation measurement from being made
- **Device protected against external loads**
- **Safety of the operator**  
High voltages are discharged from device when testing is over (capacitive charges)

## Usability

- **6 LR6 batteries** for long periods of serviceable use
- **Automatic switch-off** after 5 min's for prolonged battery life
- **Battery level indicator** at each start up to prevent being caught out on site



MEASUREMENT FUNCTIONS	C.A 6521	C.A 6523	C.A 6525
<b>INSULATION*</b>	<b>250 V 500 V</b>	<b>500 V 1000 V</b>	<b>250 V 500 V 1000 V</b>
Range	50 kΩ... 2000 MΩ	100 kΩ... 2000 MΩ	50 kΩ... 2000 MΩ
Resolution	0.01 / 0.1 / 1 MΩ	0.01 / 0.1 / 1 MΩ	0.01 / 0.1 / 1 MΩ
Accuracy	± 3% R ± 5 cts max	± 3% R ± 5 cts max	± 3% R ± 5 cts max
<b>CONTINUITY</b>			
Beep sound	yes, rapid	yes, rapid	yes, rapid
Range	0... 20 Ω	0... 20 Ω	0... 20 Ω
Resolution	0.01 Ω	0.01 Ω	0.01 Ω
Accuracy	± 3% R ± 1 ct	± 3% R ± 1 ct	± 3% R ± 1 ct
Lead compensation	-	●	●
<b>RESISTANCE</b>			
Range	-	0... 400 kΩ	0... 400 kΩ
Resolution	-	0.1 / 1 / 10 / 100 Ω	0.1 / 1 / 10 / 100 Ω
Accuracy	-	± 3% R ± 2 cts max	± 3% R ± 2 cts max

\* automatic voltage display between 0...600 V AC/DC prior to insulation measurements and measurement locking if U > 25 V.

MEASUREMENT AIDS	C.A 6521	C.A 6523	C.A 6525
Giant Bar graph (Logarithmic)	●	●	●
Back-lit display	-	●	●
ALARM function	-	●	●
TIMER function	-	-	●
Remote control probe	-	optional	optional



# Testing 'low current' installations and equipment

(telephone systems, electronics, ...)

Owing to their insulation test voltages, 50V to 100V (model C.A 6531) and 50V to 500V (model 6533), both these meters are ideally suited to measurement on low current equipment and installations. (telephone systems, electronics etc.)

## The best of insulation

In terms of ergonomics, safety and usability (see opposite), models C.A 6531 and C.A 6533 offer the same advantages as their forbears dedicated to electrical installation testing. To make measurement easy, limit values can be stored in memory, triggering a 'beep' sound.

## Telecommunications

Perfectly adapted for measurement on telephone lines, model C.A 6531 tests insulation under 50V or 100V. Specific functions include: measurement of resistance, capacitance and of AC voltage and current.

### • Practical

With model C.A 6531's  $\Delta$ REL function it's possible to detect transmission frames. It is equally simple to measure the resistance difference between a pair of wires.

### • Intelligent

Thanks to the programming of linear capacitance (nF/km), model C.A 6531 shows the length of the line being tested directly in kilometres.

## Telecommunications and Electronics


Model C.A 6533 is the most versatile, capable of insulation measurements under both 50V and 100V as well as 250V and 500V, with a measurement range from 10 k $\Omega$  to 20 G $\Omega$ . Besides telecommunications measurements, the C.A 6533 also gives the best in test servicing of electronic equipment.



MEASUREMENT FUNCTIONS	C.A 6531	C.A 6533
<b>INSULATION *</b> Range Resolution Accuracy	50 V 100 V 10 k $\Omega$ ... 400 M $\Omega$ 0.01 / 0.1 M $\Omega$ $\pm 3\%$ R $\pm 5$ cts max	50 V 100 V 250 V 500 V 10 k $\Omega$ ... 20 G $\Omega$ 0.01 / 0.1 / 1 / 10 M $\Omega$ $\pm 3\%$ R $\pm 5$ cts max
<b>RESISTANCE</b> Range Resolution Accuracy	0... 40 k $\Omega$ 0.1 / 1 / 10 $\Omega$ $\pm 3\%$ R $\pm 2$ cts	0... 400 k $\Omega$ 0.1 / 1 / 10 / 100 $\Omega$ $\pm 3\%$ R $\pm 1$ ct
<b>CAPACITANCE</b> Range Resolution Accuracy	0... 400 nF 0.1 / 1 nF $\pm 2\%$ R $\pm 1$ ct	- - -
<b>CURRENT</b> Range Resolution Accuracy	0... 400 mA AC/DC 0.1 mA $\pm 3\%$ R $\pm 1$ ct	- - -
<b>VOLTAGE</b> Range Resolution Accuracy	0... 400 V AC (10 Hz...1 MHz) 0.1 V $\pm 3\%$ R $\pm 1$ ct	- - -

\* automatic voltage display between 0...600 V AC/DC prior to insulation measurements and measurement locking if U > 25 V.

MEASUREMENT AIDS	C.A 6531	C.A 6533
Giant bar graph (Logarithmic)	●	●
Back-lit screen	●	●
ALARM Function	●	●
$\Delta$ REL Function	●	●
Remote control probe	optional	optional





### General Specifications :

- Conforms with IEC 61010 - Cat III - 600 V - IEC 61557
- Protection rating IP54
- Dimensions = 211 x 108 x 60 mm
- Weight = 835 g (with batteries)
- Supply = 6 LR6 batteries (gives over 3500 measurements on average)
- Operating conditions: -10 to +55°C and 20 to 80 % RH
- Storage conditions: -40 to +70°C and 10 to 90 % RH



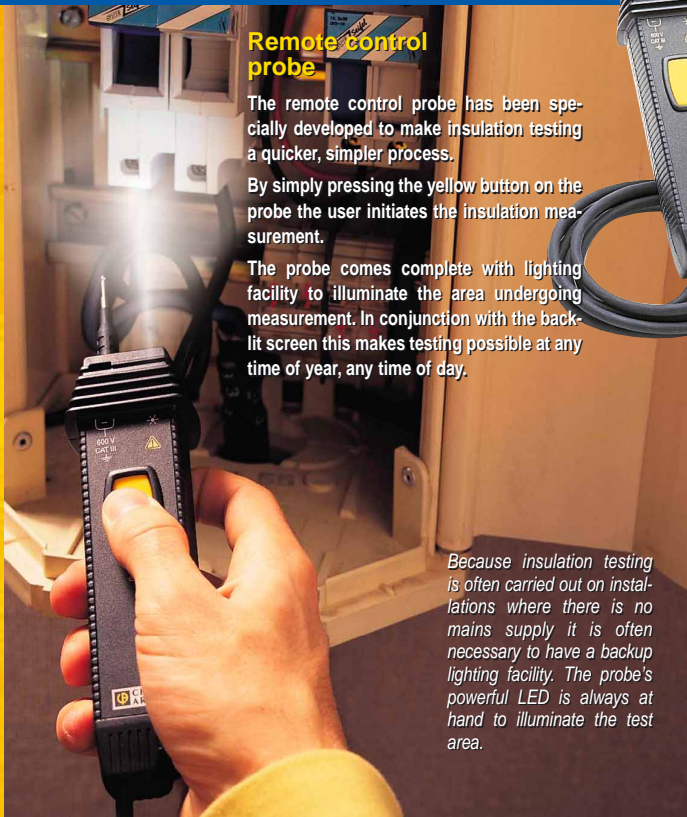
## Accessories

### Remote control probe

The remote control probe has been specially developed to make insulation testing a quicker, simpler process.

By simply pressing the yellow button on the probe the user initiates the insulation measurement.

The probe comes complete with lighting facility to illuminate the area undergoing measurement. In conjunction with the backlit screen this makes testing possible at any time of year, any time of day.




*Because insulation testing is often carried out on installations where there is no mains supply it is often necessary to have a backup lighting facility. The probe's powerful LED is always at hand to illuminate the test area.*

The remote control probe is an optional accessory (Ref. PO1.1019.35), plugging straight into megohmmeters C.A 6523, 6525, 6531 and 6533.



The test probe is easily removed and safely stored away in the back of the casing. A simple touch of the button (see photo) with the index finger is all that's needed to operate the lighting system.



### "Hands-free" carrying case

This carefully designed carrying case is supplied with each megohmmeter making 'hands-free' measurement possible as well as facilitating the transport of the meter and its accessories. Once the strap is passed behind the neck the instrument can be positioned horizontally against the operator's chest, giving a clear view of the display. Since the operator doesn't have to support the instrument he has a greater degree of freedom to move about, allowing him to concentrate on the measurement at hand (see photo of meter in use on bottom left of inside page).

*Original carrying bag as supplied with your megohmmeter.*



### TO ORDER

C.A 6521 .....P01.1408.01  
C.A 6523 .....P01.1408.02  
C.A 6525 .....P01.1408.03

C.A 6531 .....P01.1408.04  
C.A 6533 .....P01.1408.05

*These 2 instruments come supplied with\*:*

These 3 instruments come supplied with:

- 1 'hands-free' carrying case
- 1 pair of 1.5m leads, red + black
- 1 red croc-clip
- 1 black test probe
- 6 LR6 batteries
- 1 set of operating instructions
- 1 'hands-free' carrying case
- 1 pair of 1.5m leads, red + black (the leads on C.A 6533 are guarded)
- 1 red croc-clip
- 1 black test probe
- 2 wire grips, red + black
- 6 LR6 batteries
- 1 set of operating instructions.

\* + 1 blue 1.5m guarded lead and 1 blue croc-clip for model C.A 6533

- Your distributor -

TEST & MEASUREMENT DIVISION

#### FRANCE

190, rue Championnet  
75876 PARIS Cedex 18  
Tel: +33 1 44 85 44 86  
Fax: +33 1 46 27 95 59  
e-mail: export@chauvin-arnoux.fr  
www.chauvin-arnoux.fr

#### UNITED KINGDOM

Waldeck House - Waldeck Road  
MAIDENHEAD SL6 8BR  
Tel: 01628 788 888  
Fax: 01628 628 099  
e-mail: info@chauvin-arnoux.co.uk  
www.chauvin-arnoux.co.uk

 **CHAUVIN  
ARNOUX**