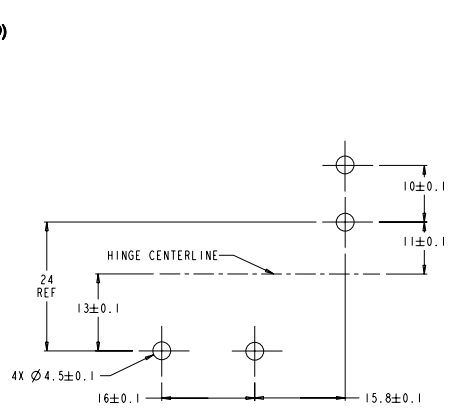
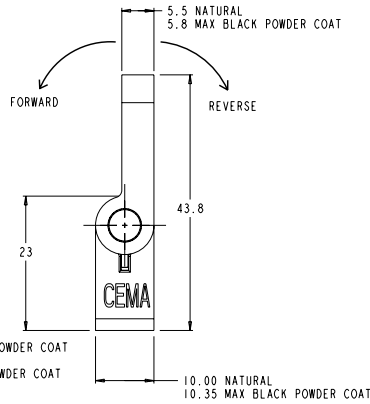
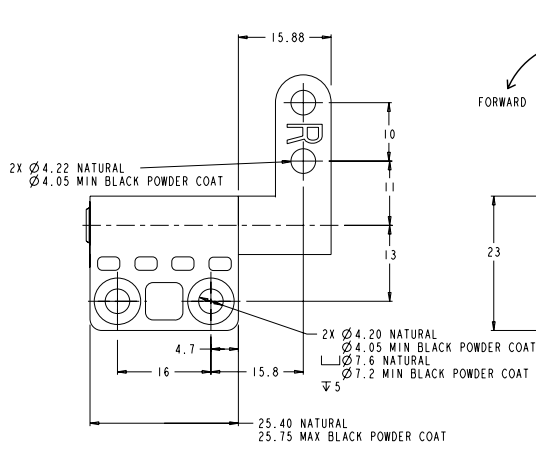
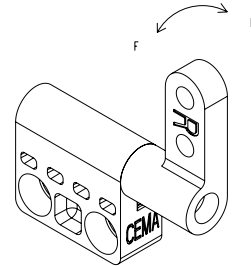
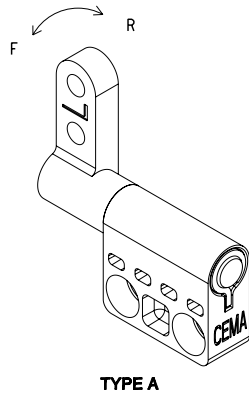
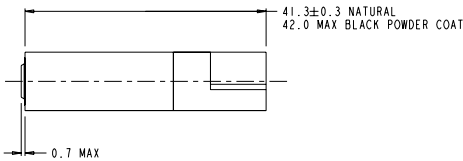


PROPRIETY ITEM - EXCEPT FOR USES EXPRESSLY GRANTED IN WRITING, INFORMATION DISCLOSED HEREON IS CONFIDENTIAL AND ALL RIGHTS, PATENT AND OTHERWISE ARE RESERVED BY SOUTHCO, INC.

NOTES:

1. MATERIAL & FINISH:  
HOUSING AND ADAPTER - ZINC ALLOY,  
FOR FINISH SEE TABLE.  
SHAFT AND TORQUE ELEMENTS - HARDENED STEEL
2. INSTALL HINGE USING A No. 8 OR M4  
SOCKET HEAD CAP SCREW
3. FOR PROPER FUNCTION, ASSEMBLY MUST INCLUDE  
(1) TYPE "A" & (1) TYPE "B" HINGE
4. DIMENSIONS INDICATE AS-BUILT CONDITION. LEAF TO  
LEAF SPACING WILL SELF ADJUST DURING OPERATION.

REVISION RECORD			
SYMB	DESCRIPTION	BY	DATE
A	PRN: P2006-0566	JM	13APR06
B	PRN: P2006-0736	AJH/RLR	27MAY2006
C	PRN: P2007-0380	TK/JM	14MAR07
D	PRN: P2007-0664	MJS/KM	22MAY2007
E	PRN: P2007-0756	MJS/KM	07JUN2007
F	PRN: P2007-0719	AJH	24AUG2007



PANEL PREPARATION

PART NUMBER	DESCRIPTION	FINISH
ST-10A-XXXX-33	ASSEMBLY - AS CAST	NATURAL
ST-10A-XXXX-50	ASSEMBLY - COATED	BLACK POWDER COAT

TYPE A	TYPE B	STATIC TORQUE	
		FORWARD (IN-LBF)	REVERSE (IN-LBF)
ST-10A-160SA-XX	ST-10A-160SB-XX	16	16
ST-10A-160FA-XX	ST-10A-160FB-XX	16	9.6*
ST-10A-200FA-XX	ST-10A-200FB-XX	20	12*
ST-10A-160RA-XX	ST-10A-160RB-XX	9.6*	16
ST-10A-200RA-XX	ST-10A-200RB-XX	12*	20

\*TOLERANCE IN LOW TORQUE DIRECTION ±30%

ALL DIMENSIONS ARE IN MILLIMETERS WITHOUT TOLERANCES ARE FOR REFERENCE ONLY

<b>southco</b>		TITLE ST-10A HINGE ASSEMBLY	
DESIGNER AS	DRAWN JM	DWG No J-ST-10A	REVISION F
21FEB06	21FEB06	SOUTHCO PART NUMBER AS NOTED	
MODEL NAME ST-10A-B	SCALE 2.000	CALC. WEIGHT	FORMAT C
3.2 ALL SURFACES EXCEPT AS NOTED			

4

3

2

1