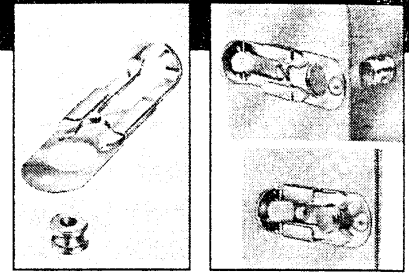


# Series 1500 SLIDE LATCH



This latch comprises a sliding bar which is supplied assembled to a housing/mounting plate which is rivetted to the panel. This assembly engages onto a bush which can be rivetted or screwed to the support member. The spring action of the slide claw resists opening under vibration and shock loads.

The Dzus Slide Latch assembly consists of Slide Latch 1500, Bush 150003 and, where panel thickness requires it, Spacer 150004. (see call up table)

The slide latch itself is supplied assembled in two conditions: as shown in the normal condition in fig. 1 or in the reverse position, fig. 2, call up slide latch 1510 in applications where the assembly is required hidden.

Three alternative methods of fitting bush 150003 are shown in fig. 3.

### Technical data

The Dzus 1500 Slide Latch is manufactured from Spring Steel and heat treated. The standard finish is Zinc Plate to BS 1706 Zn3 passivate to DEF 130.

Bush:	150003	Spacer:	150004
Material:	Steel	Material:	Steel
Finish:	Zinc Plate to BS 1706 Zn3 Passivate to DEF 130	Finish:	Zinc Plate to BS 1706 Zn3 Passivate to DEF 130

### NOTE :

Minimum recommended panel thickness 1,6 (.063). Rivets to be flush on underside.

CALL-UP				
	mm	SWG	Inch Equivalent	Part No. Required
PANEL RANGE	1,6		.063	1500
		16	.064	
	2,0		.079	150003
PANEL RANGE		14	.080	1500
	2,5		.098	
		12	.104	150003
	3,0		.118	150004
PANEL RANGE		10	.128	1500
	3,5		.138	
	4,0		.158	150003
	8		.160	150004 * (2 off)

FIG. 1 APPLICATION FOR 1500

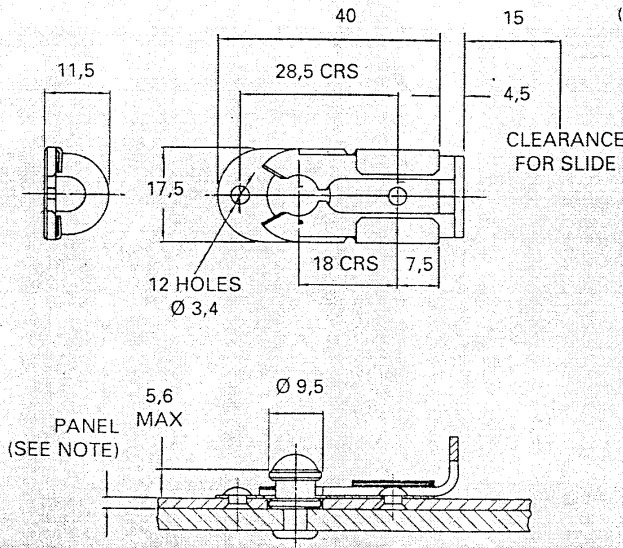


FIG. 2 APPLICATION FOR 1510 (SLIDE IN REVERSE POSITION)

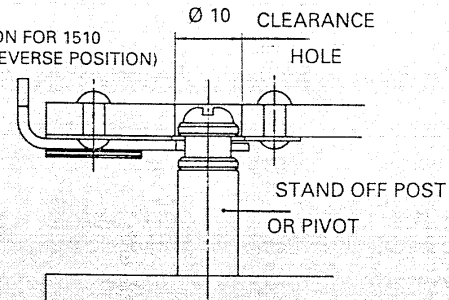
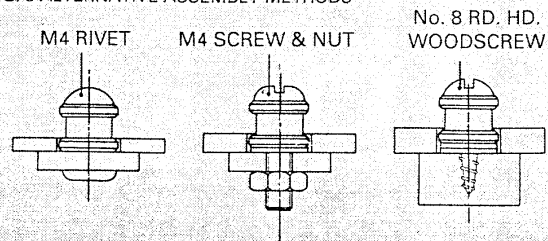


FIG. 3 ALTERNATIVE ASSEMBLY METHODS



As indicated above, the 150003 bush may be riveted or screwed according to preferred fixing method.

Use of spacer 150004 dependent upon panel thickness conditions, see call up table.

I.D. OF BUSH AND SPACER Ø 4.38 (.173")