



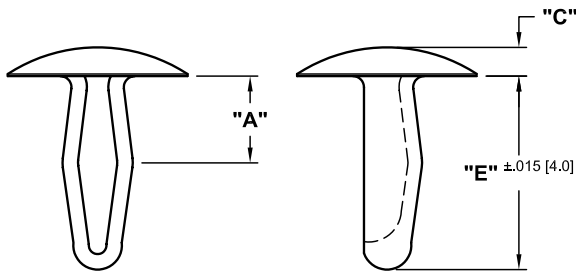
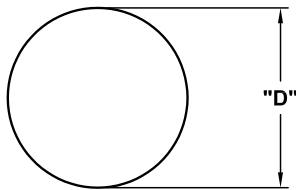
ALL RIGHTS RESERVED. NO PORTION OF THIS PUBLICATION, WHETHER IN WHOLE OR IN PART, CAN BE REPRODUCED WITHOUT THE EXPRESS WRITTEN CONSENT OF SPC TECHNOLOGY.

SPC-F005.DWG

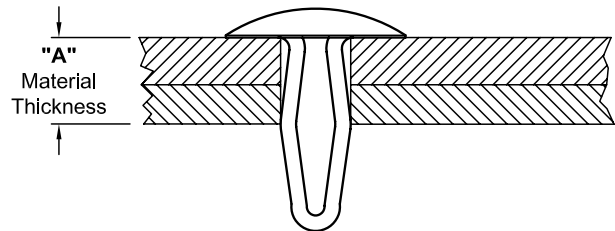
REVISIONS

DOC. NO. SPC-F005 * Effective: 7/8/02 * DCP No: 1398

DCP #	REV	DESCRIPTION	DRAWN	DATE	CHECKD	DATE	APPRVD	DATE
1272	A	RELEASED	JWM	4/25/03	HO	4/25/03	JC	4/25/03
1865	B	RoHS ADDED	DCM	10/17/05	JWM	10/18/05	JWM	10/18/05



SPC Type No.	MATERIAL THICKNESS "A"	HOLE SIZE	HEAD HEIGHT "C"	HEAD DIA. "D"	BODY LENGHT "E"
MB-1	.08-.10 [2.0-2.5]	.123-.127 [3.10-3.22]	.04 [1.0]	.27 [6.9]	.33 [8.4]
SPC4905	.12-.16 [2.9-4.0]	.131-.141 [3.32-3.58]	.07 [1.7]	.41 [10.3]	.44 [11.1]
SPC4906	.10-.16 [2.5-4.0]	.182-.192 [4.61-4.88]	.09 [2.2]	.50 [12.7]	.43 [10.9]
SPC4907	.10-.22 [2.4-5.6]	.247-.253 [6.27-6.42]	.09 [2.2]	.50 [12.7]	.64 [16.0]



NOTES:
1. MAT'L: NYLON 6/6
COLOR: NATURAL

DISCLAIMER:
ALL STATEMENTS AND TECHNICAL INFORMATION CONTAINED HEREIN ARE BASED UPON INFORMATION AND/OR TESTS WE BELIEVE TO BE ACCURATE AND RELIABLE. SINCE CONDITIONS OF USE ARE BEYOND OUR CONTROL, THE USER SHALL DETERMINE THE SUITABILITY OF THE PRODUCT FOR THE INTENDED USE AND ASSUME ALL RISK AND LIABILITY WHATSOEVER IN CONNECTION THEREWITH.

TOLERANCES:
Tolerances: Unless
Otherwise Specified:
.XX = ±.010
.XXX = ±.005
Fractional = ±1/64
Angles = ±1°

DRAWN BY:	DATE:
Jeff McVicker	4/25/03
CHECKED BY:	DATE:
Hisham Odish	4/25/03
APPROVED BY:	DATE:
John Cole	4/25/03

DRAWING TITLE: Mini Mounting Buttons			
SIZE	DWG. NO.	ELECTRONIC FILE	REV
A	TA-571	TA-571.dwg	B
SCALE: NTS	U.O.M.: INCHES [mm]	SHEET: 1 OF 1	