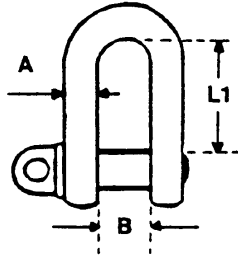


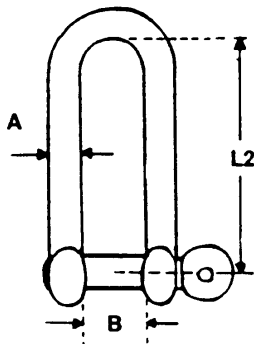
STAINLESS STEEL SHACKLES AISI 316

DEE



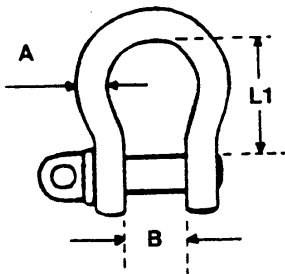
	A	B	D	L1	BL/KG
4mm	5/32"	8	8	16	750
5mm	3/16"	10	10	20	1200
6mm	1/4"	12	12	24	1750
8mm	5/16"	16	16	32	3000
10mm	3/8"	20	20	40	5800
12mm	1/2"	24	24	96	7000
16mm	5/8"	32	32	64	13250
20mm	3/4"	38	38	76	20250
22mm	7/8"	44	44	88	26000
24mm	1"	50	50	100	32000
28mm	1 1/8"	56	56	112	40000
32mm	1 1/4"	64	64	128	50000

LONG DEE



	A	B	D	L2	BL/KG
4mm	5/32"	8	8	32	750
5mm	3/16"	10	10	40	1200
6mm	1/4"	12	12	48	1750
8mm	5/16"	16	16	32	3000
10mm	3/8"	20	20	80	5800
12mm	1/2"	24	24	96	7000

BOW



	A	B	R	D	L1	BL/KG
4mm	5/32"	8	14	8	16	750
5mm	3/16"	10	17	10	20	1200
6mm	1/4"	12	21	12	24	1750
8mm	5/16"	16	28	16	32	3000
10mm	3/8"	20	34	20	40	5800
12mm	1/2"	24	42	24	48	7000
16mm	5/8"	32	56	32	64	13250
20mm	3/4"	38	66	38	76	20250
22mm	7/8"	44	77	44	88	26000
24mm	1"	50	87	50	100	32000
28mm	1 1/8"	56	98	56	112	40000
32mm	1 1/4"	64	112	64	128	50000