



PLASTI-GRIP

Product Facts

- Pre-insulated PLASTI-GRIP solderless terminals and splices
- Designed specifically to answer the need for inexpensive, insulated electrical terminations
- Can be used in almost every type of commercial application
- Accommodate wire sizes from 22 AWG through 2/0 AWG

The Crimp

- Carefully engineered application tooling has been developed to ensure uniformly high quality terminations
- Tool and terminal have been designed as a team to promote ease and speed of application and at the same time to provide precise crimping pressure for every wire size
- The wire and the terminal barrel form a homogeneous mass of metal, providing a connection of maximum conductivity, tensile strength, and high resistance to corrosion
- The quality performance, the facility of installation and the inherent simplicity make them ideal for many industrial applications

Color Coding. Terminal insulation is color-coded by wire size range to eliminate errors during installation.

Funnel Entry. Assures rapid wire insertion during high speed production. (Except 8 to 2/0 range.)

Serrations. Serrations inside barrel provide maximum contact and tensile strength after crimping. Dimples on 8 to 2/0 range.

Insulation. Vinyl insulation sleeve provides good dielectric strength and supports the wire insulation so that no bare wire is exposed.

Basic Terminal Material. The basic terminal is constructed of fine grade high conductivity copper per ASTM B-152 and tin-plated per ASTM B-545. Basic material for Spring Spade Tongue Terminals is phosphor bronze per ASTM B-139 or brass per ASTM B-36 and tin-plated per ASTM B-545. AMP's special plating process creates durable corrosion resistance to salt spray and most chemical fumes.

Temperature Rating: 90°C Max.

AMP PLASTI-GRIP Terminals and Splices (Use PLASTI-GRIP or PIDG Tooling)

| AMP Wire Range | UL Listed | LR 7189 Certified | 8 thru 4/0 600V |
|--|---|---|--|
| Except as noted with individual part number listing. | | | |
| 22-16 | Terminals, Butt & Parallel Splices 22-16 Solid or Stranded ¹ | 600 V Max. (1000 V Fixture or Sign) 90°C Max. | Recognized under the component program of Underwriters Laboratories Incorporated File No. E13288 |
| 16-14 | Terminals, Butt & Parallel Splices 16-14 Solid or Stranded ¹ | | |
| 12-10 | Terminals, Butt & Parallel Splices 12-10 Solid or Stranded ¹ | | |

Note: 22-16 terminals and splices are stamped 22-18 in accordance with MIL-T-7928.
¹Stranded wire only using TETRA-CRIMP tooling.

PLASTI-GRIP

Table of Contents

Terminals

Ring Tongue 38-42

Ring Tongue 90° Bend and Rectangular Tongue 43

Spade Tongue 44

Flanged Spade Tongue 45

Short Spring Spade Tongue and Long Spring Spade Tongue 46, 47

Slotted Ring Tongue and Hook Tongue 48

Flag Tongue and Multiple Stud 49

Splices

Butt 50

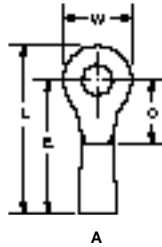
Parallel and Shur-Plug (.093, .156 and .180 Series) 51

3-Way Connector and .250 Tube Cap Assembly 52



PLASTI-GRIP (Continued)

Ring Tongue Terminals



Material

Insulation — Vinyl, UL 94V-0
Terminal Body — Copper per ASTM B-152
Plating — Tin per ASTM B-545

Related Product Data

Insulation Color Code — pg. 4
Packaging Quantities — pg. 4
Performance Specifications — pgs. 4 & 5
Application Tooling — pg. 72

| Wire Size Circular Mills [mm ²] | Tongue Material Thickness Max. | Stud Size | Style | Dimensions | | | | Terminal Insulation Color | Wire Insulation Diameter Max. | Part Numbers | |
|---|---|--------------|-------|------------|-----------|-----------|-----------|---------------------------------|--|----------------|-----------------|
| | | | | W | C Min. | E Max. | L Max. | | | Loose Piece | Tape Mounted |
| 22-16 509-3,260 [0.26-1.65] | .033 0.84 | 2 M2 | A | .218 | .156 | .572 | .684 | Red | .140 | 34140* | 2-34140-1 |
| | | | | 5.54 | 3.96 | 14.53 | 17.37 | | | | |
| | | 4 | A | .218 | .156 | .572 | .684 | Red | .125 | 32944* | 2-32944-1 |
| | | | | 5.54 | 3.96 | 14.53 | 17.37 | | | | |
| | | | | .281 | .250 | .666 | .809 | Red | .140 | 34143 | 2-34143-1 |
| | | | | 7.14 | 6.35 | 16.92 | 20.55 | | | | |
| | | | | .218 | .156 | .572 | .684 | Red | .125 | 32945* | 2-32945-1 |
| | | | | 5.54 | 3.96 | 14.53 | 17.37 | | | | |
| | | .218 | .156 | .572 | .684 | Red | .140 | 34142* | 1-34142-1 | | |
| | | 5.54 | 3.96 | 14.53 | 17.37 | | | | | | |
| | | 6 M3.5 | A | .281 | .250 | .666 | .809 | Red | .125 | 32947* | 2-32947-1 |
| | | | | 7.14 | 6.35 | 16.92 | 20.55 | | | | |
| | | | | .281 | .250 | .666 | .809 | Red | .140 | 34144* | 2-34144-1 |
| | | | | 7.14 | 6.35 | 16.92 | 20.55 | | | | |
| | | | | .281 | .250 | .666 | .809 | Black | .140 | 326819 | 2-326819-1 |
| | | | | 7.14 | 6.35 | 16.92 | 20.55 | | | | |
| | | .281 | .250 | .666 | .809 | Red | .170 | — | 2-35449-1 | | |
| | | 7.14 | 6.35 | 16.92 | 20.55 | | | | | | |
| | | 8 M4 | A | .312 | .281 | .697 | .856 | Red | .125 | 32950 | 2-32950-1 |
| | | | | 7.92 | 7.14 | 17.70 | 21.74 | | | | |
| | | | | .312 | .281 | .697 | .856 | Red | .140 | 34147* | 2-34147-1 |
| | | | | 7.92 | 7.14 | 17.70 | 21.74 | | | | |
| | | | | .281 | .250 | .666 | .809 | Red | .125 | 32948* | 2-32948-1 |
| | | | | 7.14 | 6.35 | 16.92 | 20.55 | | | | |
| .281 | .250 | | | .666 | .809 | Red | .140 | 34145* | 2-34145-1 | | |
| 7.14 | 6.35 | | | 16.92 | 20.55 | | | | | | |
| .312 | .281 | | | .697 | .856 | Red | .125 | 32951* | 2-32951-1 | | |
| 7.92 | 7.14 | | | 17.70 | 21.74 | | | | | | |
| .312 | .281 | | | .697 | .856 | Red | .140 | 34148* | 2-34148-1 | | |
| 7.92 | 7.14 | | | 17.70 | 21.74 | | | | | | |
| .312 | .281 | .746 | .905 | Red | .200 | — | 2-34148-4 | | | | |
| 7.92 | 7.14 | 18.95 | 22.99 | | | | | | | | |
| 10 | A | .281 | .250 | .666 | .809 | Red | .125 | 32949* | 2-32949-1 | | |
| | | 7.14 | 6.35 | 16.92 | 20.55 | | | | | | |
| | | .281 | .250 | .666 | .809 | Red | .140 | 34146* | 2-34146-1 | | |
| | | 7.14 | 6.35 | 16.92 | 20.55 | | | | | | |
| | | .281 | .250 | .666 | .809 | Black | .140 | 2-34146-4 | 2-34146-5 | | |
| | | 7.14 | 6.35 | 16.92 | 20.55 | | | | | | |
| | | .281 | .250 | .666 | .809 | Red | .170 | 35451 | 2-35451-1 | | |
| | | 7.14 | 6.35 | 16.92 | 20.55 | | | | | | |
| | | .312 | .281 | .697 | .856 | Red | .125 | 32952* | 2-32952-1 | | |
| | | 7.92 | 7.14 | 17.70 | 21.74 | | | | | | |
| | | .312 | .281 | .697 | .856 | Red | .140 | 34149* | 2-34149-1 | | |
| | | 7.92 | 7.14 | 17.70 | 21.74 | | | | | | |
| .312 | .281 | .746 | .905 | Red | .200 | — | 2-34149-3 | | | | |
| 7.92 | 7.14 | 18.95 | 22.99 | | | | | | | | |
| 1/4 M6 | A | .469 | .437 | .853 | 1.090 | Red | .125 | 32953* | 2-32953-1 | | |
| | | 11.91 | 11.10 | 21.67 | 27.69 | | | | | | |
| | | .469 | .437 | .853 | 1.090 | Red | .140 | 34150* | 2-34150-1 | | |
| | | 11.91 | 11.10 | 21.67 | 27.69 | | | | | | |
| .469 | .437 | .853 | 1.090 | Black | .140 | — | 2-34150-3 | | | | |
| 11.91 | 11.10 | 21.67 | 27.69 | | | | | | | | |

*Available in small packaging quantities.
Note: "C" dimension applies from edge of metal wire barrel to center of stud hole. (Styles A & E).



PLASTI-GRIP (Continued)

Ring Tongue Terminals

(Continued)

| Wire Size Circular Mils [mm ²] | Tongue Material Thickness Max. | Stud Size | Style | Dimensions | | | | Terminal Insulation Color | Wire Insulation Diameter Max. | Part Numbers | |
|--|---|--------------|-------|------------|-----------|-----------|-------------|---------------------------------|--|----------------|-----------------|
| | | | | W | C Min. | E Max. | L Max. | | | Loose Piece | Tape Mounted |
| 22-16 509-3,260 [0.26-1.65] | .033 0.84 | 5/16 M8 | A | .469 | .437 | .853 | 1.090 | Red | .140 | 34151* | 2-34151-1 |
| | | | | 11.91 | 11.10 | 21.67 | 27.69 | Black | .140 | — | 2-34151-3 |
| | | 3/8 | A | .531 | .546 | .962 | 1.230 | Red | .140 | 34152* | 2-34152-2 |
| | | | | 13.49 | 13.87 | 24.43 | 31.24 | Black | .140 | — | 2-34152-4 |
| | | 4 | A | .250 | .171 | .587 | .715 | Blue | .170 | 34157* | 2-34157-1 |
| | | | | 6.35 | 4.34 | 14.91 | 18.16 | Blue | .145 | 32957* | 2-32957-1 |
| 6 M3.5 | .033 0.84 | A | .250 | .171 | .587 | .715 | Blue | .170 | 34158* | 2-34158-1 | |
| | | | 6.35 | 4.34 | 14.91 | 18.16 | Blue | 3.68 | 32958* | 2-32958-1 | |
| | | A | .343 | .281 | .697 | .871 | Blue | .145 | 34159* | 2-34159-1 | |
| | | | 8.71 | 7.14 | 17.70 | 22.12 | Blue | 3.68 | — | — | |
| | | A | .312 | .250 | .666 | .825 | Blue | .170 | 328527* | 2-328527-1 | |
| | | | 7.92 | 6.35 | 16.92 | 20.96 | Blue | 4.32 | — | — | |
| 8 M4 | .033 0.84 | A | .343 | .281 | .697 | .871 | Blue | .145 | 32959* | 2-32959-1 | |
| | | | 8.71 | 7.14 | 17.70 | 22.12 | Blue | 3.68 | 34160* | 2-34160-1 | |
| | | A | .343 | .281 | .697 | .871 | Blue | .170 | 34160* | 2-34160-1 | |
| | | | 8.71 | 7.14 | 17.70 | 22.12 | Blue | 4.32 | 2-34160-2 | 2-34160-3 | |
| | | A | .343 | .281 | .746 | .920 | Blue | .250 | 32960* | 2-32960-1 | |
| | | | 8.71 | 7.14 | 18.95 | 23.37 | Blue | 6.35 | 34161* | 2-34161-1 | |
| 10 | .033 0.84 | A | .343 | .281 | .697 | .871 | Blue | .145 | 32960* | 2-32960-1 | |
| | | | 8.71 | 7.14 | 17.70 | 22.12 | Blue | .170 | 34161* | 2-34161-1 | |
| | | A | .343 | .281 | .746 | .920 | Blue | .250 | 2-34161-2 | 2-34161-3 | |
| | | | 8.71 | 7.14 | 18.95 | 23.37 | Black | 6.35 | — | 2-34959-1 | |
| | | A | .468 | .312 | .728 | .965 | Blue | .170 | — | 2-34954-1 | |
| | | | 11.89 | 7.92 | 18.49 | 24.51 | Blue | 4.32 | — | — | |
| 1/4 M6 | .033 0.84 | A | .469 | .437 | .853 | 1.090 | Blue | .145 | 32961* | 2-32961-1 | |
| | | | 11.91 | 11.10 | 21.67 | 27.69 | Blue | 3.68 | 34162* | 2-34162-1 | |
| | | A | .469 | .437 | .853 | 1.090 | Black | .170 | 2-34162-2 | 2-34162-3 | |
| | | | 11.91 | 11.10 | 21.67 | 27.69 | Black | 4.32 | — | — | |
| | | 5/16 M8 | A | .469 | .437 | .853 | 1.090 | Blue | .170 | 34163* | 2-34163-1 |
| | | | | 11.91 | 11.10 | 21.67 | 27.69 | Blue | 4.32 | — | — |
| 3/8 | A | .531 | .546 | .962 | 1.248 | Blue | .170 | 34164* | 2-34164-2 | | |
| | | 13.49 | 13.87 | 24.43 | 31.70 | Black | 4.32 | — | 2-34164-4 | | |
| 6 M3.5 | .050 1.27 | A | .281 | .219 | .810 | .953 | Yellow/Blk. | .200 | 34821 | 2-34821-1 | |
| | | | 7.14 | 5.56 | 20.57 | 24.21 | Yellow/Blk. | 5.08 | 34822† | — | |
| | | 8 M4 | A | .343 | .281 | .872 | 1.046 | Yellow/Blk. | .200 | 34823*† | 2-34823-1† |
| | | | | 8.71 | 7.14 | 22.15 | 26.57 | Yellow/Blk. | 5.08 | — | — |
| | | 10 | A | .343 | .281 | .872 | 1.046 | Yellow/Blk. | .200 | 321518 | 2-321518-1 |
| | | | | 8.71 | 7.14 | 22.15 | 26.57 | Yellow/Blk. | 5.08 | — | — |

† Not UL or CSA Approved or Listed.

*Available in small packaging quantities.

† Heavy Duty for extra mechanical strength.

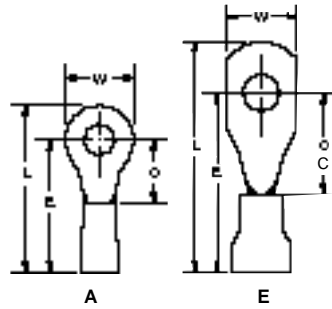
Note: "C" dimension applies from edge of metal wire barrel to center of stud hole. (Styles A & E).



PLASTI-GRIP (Continued)

Ring Tongue Terminals

(Continued)



Material

Insulation — Vinyl, UL 94V-0
Terminal Body — Copper per ASTM B-152
Plating — Tin per ASTM B-545

Related Product Data

Insulation Color Code — pg. 4
Packaging Quantities — pg. 4
Performance Specifications — pgs. 4 & 5
Application Tooling — pgs. 72 & 73

| Wire Size Circular Mils [mm ²] | Tongue Material Thickness Max. | Stud Size | Style | Dimensions | | | | Terminal Insulation Color | Wire Insulation Diameter Max. | Part Numbers | |
|--|---|----------------|---------------|----------------|----------------|----------------|----------------|---------------------------------|--|----------------|-----------------|
| | | | | W | C Min. | E Max. | L Max. | | | Loose Piece | Tape Mounted |
| 16-14HD ¹ 2,050-5,180 [1.04-2.62] | .050 1.27 | 1/4 M6 | A | .500 12.70 | .344 8.74 | .935 23.75 | 1.188 30.18 | Yellow/Blk. | .230 5.84 | 35349 | 2-35349-1 |
| | | | | .531 13.49 | .437 11.10 | 1.028 26.11 | 1.296 32.92 | Yellow/Blk. | .200 5.08 | 34824 | 2-34824-3 |
| | | 5/16 M8 | A | .531 13.49 | .437 11.10 | 1.028 26.11 | 1.296 32.92 | Yellow/Blk. | .200 5.08 | 34825 | — |
| | | | | .750 19.05 | .625 15.88 | 1.216 30.89 | 1.594 40.49 | Yellow/Blk. | .200 5.08 | 34826 | — |
| | | 1/2 M12 | A | .750 19.05 | .625 15.88 | 1.216 30.89 | 1.594 40.49 | Yellow/Blk. | .200 5.08 | 34827 | — |
| 12-10 5,180-13,100 [2.62-6.64] | .042 1.07 | 0 | A | .281 7.14 | .219 5.56 | .810 20.57 | .953 24.21 | Yellow | .250 6.35 | 2-34835-4 | — |
| | | 4 | A | .281 7.14 | .219 5.56 | .810 20.57 | .953 24.21 | Yellow | .250 6.35 | 34835 | 2-34835-1 |
| | | 6 M3.5 | A | .281 7.14 | .219 5.56 | .810 20.57 | .953 24.21 | Yellow | .250 6.35 | 34852* | 2-34852-1 |
| | | | | .375 9.53 | .302 7.67 | .893 22.68 | 1.098 27.89 | Yellow | .230 5.84 | 34168* | 2-34168-1 |
| | | 8 M4 | A | .312 7.92 | .302 7.67 | .893 22.68 | 1.062 26.97 | Yellow | .250 6.35 | — | 696047-1 |
| | | | | .312 7.92 | .302 7.67 | .893 22.68 | 1.062 26.97 | Yellow | .250 6.35 | — | 696048-1 |
| | | | | .375 9.53 | .302 7.67 | .893 22.68 | 1.098 27.89 | Yellow | .230 5.84 | 34169* | 2-34169-1 |
| | | | | .375 9.53 | .302 7.67 | .893 22.68 | 1.098 27.89 | Yellow | .250 6.35 | 34853* | 2-34853-1 |
| | | 10 | A | .312 7.92 | .302 7.67 | .893 22.68 | 1.052 26.72 | Yellow | .230 5.84 | 330518 | — |
| | | | | .312 7.92 | .302 7.67 | .953 24.21 | 1.111 28.22 | Yellow | .300 ¹²⁻¹⁰ 7.62 | — | 1-330518-2 |
| | | | | .375 9.53 | .302 7.67 | .893 22.68 | 1.083 27.51 | Black | .250 6.35 | — | 2-328261-1 |
| | | | | .375 9.53 | .302 7.67 | .893 22.68 | 1.098 27.89 | Yellow | .230 5.84 | 34170* | 2-34170-1 |
| | | | | .375 9.53 | .302 7.67 | .893 22.68 | 1.098 27.89 | Yellow | .250 6.35 | 34854* | 2-34854-1 |
| | | 1/4 M6 | E | .400 10.16 | .468 11.89 | 1.118 28.40 | 1.373 34.87 | Yellow | .300 7.62 | 55678-1 | 55678-2 |
| | | | A | .500 12.70 | .344 8.74 | .994 25.25 | 1.247 31.67 | Black | .300 7.62 | 35492 | — |
| .531 13.49 | .468 11.89 | 1.059 26.90 | | 1.327 33.71 | Yellow | .230 5.84 | 34171* | 2-34171-1 | | | |
| .531 13.49 | .468 11.89 | 1.059 26.90 | | 1.327 33.71 | Yellow | .250 6.35 | 34855* | 2-34855-1 | | | |
| 5/16 M8 | A | .531 13.49 | .468 11.89 | 1.059 26.90 | 1.327 33.71 | Yellow | .230 5.84 | 34172* | 2-34172-1 | | |
| | | .531 13.49 | .468 11.89 | 1.059 26.90 | 1.327 33.71 | Black | .230 5.84 | — | 2-34172-3 | | |
| | | .531 13.49 | .468 11.89 | 1.059 26.90 | 1.327 33.71 | Yellow | .250 6.35 | 34856* | 2-34856-1 | | |
| 3/8 | A | .593 15.06 | .531 13.49 | 1.122 28.50 | 1.421 36.09 | Yellow | .230 5.84 | 34173* | 2-34173-1 | | |
| 1/2 M12 | A | .750 19.05 | .625 15.88 | 1.216 30.89 | 1.594 40.49 | Yellow | .250 6.35 | 34837* | 2-34837-4 | | |

*Available in small packaging quantities.

¹Heavy Duty for extra mechanical strength.

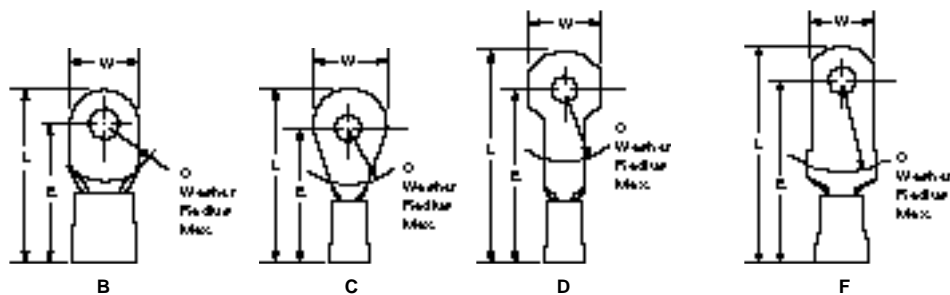
Note: "C" dimension applies from edge of metal wire barrel to center of stud hole. (Styles A & E).



PLASTI-GRIP (Continued)

Ring Tongue Terminals

(Continued)



| Wire Size Circular Mils [mm ²] | Tongue Material Thickness Max. | Stud Size | Style | Dimensions | | | | Terminal Insulation Color | Wire Insulation Diameter Max. | Part Numbers | | |
|--|---|--------------|------------|------------|-------|-----------|-----------|---------------------------------|--|----------------|-----------------|---------|
| | | | | W | C | E Max. | L Max. | | | Loose Piece | Tape Mounted | |
| 8 13,100-20,800 [6.64-10.5] | .043 1.09 | 8 M4 | C | .478 | .437 | 1.344 | 1.586 | Red | .360 | 52041 | 52041-6 | |
| | | | | 12.14 | 11.10 | 34.14 | 40.28 | | | | | |
| | | 10 | D | .430 | .437 | 1.363 | 1.605 | Red | .360 | — | 54351-2 | |
| | | | | 10.92 | 11.10 | 34.62 | 40.77 | | | | | |
| | | | B | .431 | .437 | 1.338 | 1.556 | Red | .360 | 52263 | 52263-2 | |
| | | | | 10.95 | 11.10 | 33.99 | 39.52 | | | | | |
| | | | | .431 | .437 | 1.338 | 1.556 | | | | | |
| | | | | 10.95 | 11.10 | 33.99 | 39.52 | | | | | |
| | | 1/4 M6 | C | .431 | .437 | 1.358 | 1.576 | Red | .330 | 52263-1 | 52263-3 | |
| | | | | 10.95 | 11.10 | 34.49 | 40.03 | | | | | |
| | | | 5/16 M8 | C | .431 | .437 | 1.303 | 1.561 | Red | .360 | 55621-1 | 55621-2 |
| | | | | | 10.95 | 11.10 | 33.10 | 39.65 | | | | |
| 3/8 | C | | | .478 | .437 | 1.344 | 1.586 | Red | .360 | 52041-1 | 52041-7 | |
| | | | | 12.14 | 11.10 | 34.14 | 40.28 | | | | | |
| 6 20,800-33,100 [10.5-16.8] | .048 1.22 | 5/16 M8 | C | .587 | .500 | 1.400 | 1.696 | Red | .360 | 52291* | 52291-4 | |
| | | | | 14.91 | 12.70 | 35.56 | 43.08 | | | | | |
| | | 3/8 | C | .587 | .500 | 1.400 | 1.696 | Red | .360 | 52291-1* | 52291-5 | |
| | | | | 14.91 | 12.70 | 35.56 | 43.08 | | | | | |
| | | 1/2 M12 | A | .875 | .625 | 1.420 | 1.860 | Red | .330 | 52262-1 | — | |
| | | | | 22.23 | 15.88 | 36.07 | 47.24 | | | | | |
| | | 8 M4 | C | .500 | .515 | 1.591 | 1.844 | Blue | .436 | 52042 | — | |
| | | | | 12.70 | 13.08 | 40.41 | 46.84 | | | | | |
| | | | 10 | B | .500 | .515 | 1.591 | 1.869 | Blue | .360 | 52042-2 | — |
| | | | | | 12.70 | 13.08 | 40.41 | 47.47 | | | | |
| | | | | C | .468 | .421 | 1.482 | 1.719 | Blue | .360 | — | 52265-4 |
| | | | | | 11.89 | 10.69 | 37.64 | 43.66 | | | | |
| 1/4 M6 | B | .468 | .421 | 1.482 | 1.719 | Blue | .436 | 52265* | 52265-3 | | | |
| | | 11.89 | 10.69 | 37.64 | 43.66 | | | | | | | |
| | C | .500 | .515 | 1.591 | 1.844 | Blue | .436 | 52042-4 | — | | | |
| | | 12.70 | 13.08 | 40.41 | 46.84 | | | | | | | |
| | | .500 | .515 | 1.591 | 1.869 | | | | | | | |
| | | 12.70 | 13.08 | 40.41 | 47.47 | | | | | | | |
| 5/16 M8 | B | .398 | .515 | 1.591 | 1.846 | Blue | .450 | 55679-1 | 55679-2 | | | |
| | | 10.11 | 13.08 | 40.41 | 46.89 | | | | | | | |
| 3/8 | C | .500 | .515 | 1.591 | 1.844 | Blue | .436 | 52042-1 | 52042-7 | | | |
| | | 12.70 | 13.08 | 40.41 | 46.84 | | | | | | | |
| | B | .500 | .515 | 1.591 | 1.869 | Blue | .360 | 52042-3* | 52042-9 | | | |
| | | 12.70 | 13.08 | 40.41 | 47.47 | | | | | | | |
| 1/2 M12 | C | .625 | .515 | 1.591 | 1.906 | Blue | .450 | 52264* | 52264-4 | | | |
| | | 15.88 | 13.08 | 40.41 | 48.41 | | | | | | | |
| 3/8 | B | .625 | .515 | 1.591 | 1.906 | Blue | .450 | 52264-1* | 52264-5 | | | |
| | | 15.88 | 13.08 | 40.41 | 48.41 | | | | | | | |
| 1/2 M12 | C | .815 | .515 | 1.441 | 1.851 | Blue | .436 | 52350* | — | | | |
| | | 20.70 | 13.08 | 36.60 | 47.02 | | | | | | | |

*Available in small packaging quantities.

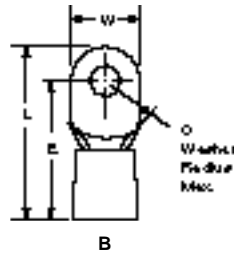
Note: "C" dimension applies from edge of metal wire barrel to center of stud hole. (Styles A & E).



PLASTI-GRIP (Continued)

Ring Tongue Terminals

(Continued)



Material

Insulation — Vinyl, UL 94V-0
Terminal Body — Copper per ASTM B-152
Plating — Tin per ASTM B-545

Related Product Data

Insulation Color Code — pg. 4
Packaging Quantities — pg. 4
Performance Specifications — pgs. 4 & 5
Application Tooling — pg. 73

| Wire Size Circular Mils [mm ²] | Tongue Material Thickness Max. | Stud Size | Style | Dimensions | | | | Terminal Insulation Color | Wire Insulation Diameter Max. | Part Numbers | | | | |
|--|---|-----------------------------------|--------------|------------|------------|-----------|-----------|---------------------------------|--|----------------|-----------------|----------|-----------|---|
| | | | | W | C | E Max. | L Max. | | | Loose Piece | Tape Mounted | | | |
| 4 33,100-52,600 [16.8-26.7] | .051 1.30 | 10 | B | .546 | .531 | 1.672 | 1.948 | Yellow | .450 | 52043-2 | — | | | |
| | | | | 13.87 | 13.49 | 42.47 | 49.48 | Yellow | 11.43 | — | — | | | |
| | | | 1/4 M6 | B | .546 | .531 | 1.672 | 1.948 | Yellow | .450 | 52043 | 52043-4 | | |
| | | | | | 13.87 | 13.49 | 42.47 | 49.48 | Yellow | 11.43 | — | 55680-2 | | |
| | | | 5/16 M8 | B | .546 | .531 | 1.672 | 1.948 | Yellow | .450 | 52043-3* | 52043-7 | | |
| | | | | | 13.87 | 13.49 | 42.47 | 49.48 | Yellow | 11.43 | 52043-1 | 52043-5 | | |
| | | 3/8 | B | .679 | .531 | 1.672 | 2.014 | Yellow | .450 | 52266-3 | 52266-9 | | | |
| | | | | 17.25 | 13.49 | 42.47 | 51.16 | Yellow | 11.43 | 52266 | — | | | |
| | | 2 52,600-83,700 [26.7-42.4] | .060 1.52 | 1/4 M6 | B | .675 | .578 | 1.731 | 2.071 | Red | .560 | 52266-4* | 1-52266-0 | |
| | | | | | | 17.15 | 14.68 | 43.97 | 52.60 | Red | 14.22 | 52266-1 | — | |
| | | | | | 5/16 M8 | B | .675 | .578 | 1.731 | 2.071 | Red | .560 | 52267 | — |
| | | | | | | | 17.15 | 14.68 | 43.97 | 52.60 | Red | 16.05 | 52044-4 | — |
| 3/8 | B | | | | .711 | .578 | 1.731 | 2.089 | Red | .560 | 52044-1 | — | | |
| | | | | | 18.06 | 14.68 | 43.97 | 53.06 | Red | 16.05 | 52044-5 | — | | |
| 1/0 83,700-119,500 [42.4-60.6] | .073 1.85 | | | 5/16 M8 | B | .711 | .578 | 1.731 | 2.089 | Red | .560 | 52044-2 | — | |
| | | | | | | 18.06 | 14.68 | 43.97 | 53.06 | Red | 16.05 | 52045-1 | — | |
| | | | | 3/8 | B | .807 | .625 | 2.041 | 2.447 | Blue | .684 | 52045-5 | — | |
| | | | | | | 20.50 | 15.88 | 51.84 | 62.15 | Blue | 16.89 | 52045-2 | — | |
| | | | | 1/2 M12 | B | .807 | .625 | 2.041 | 2.447 | Blue | .684 | 52289 | — | |
| | | | | | | 20.50 | 15.88 | 51.84 | 62.15 | Blue | 17.37 | 52046-1 | — | |
| 2/0 119,500-150,500 [60.6-76.3] | .083 2.11 | 5/16 M8 | B | .926 | .625 | 2.082 | 2.477 | Yellow | .775 | — | | | | |
| | | | | 23.52 | 15.88 | 52.88 | 62.92 | | 19.69 | | | | | |

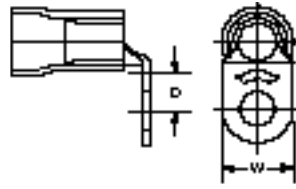
*Available in small packaging quantities.

PLASTI-GRIP



PLASTI-GRIP (Continued)

**Ring Tongue
90° Bend Terminals**



Material

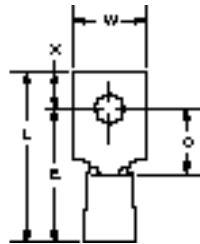
Insulation — Vinyl, UL 94V-0
Terminal Body — Copper per ASTM B-152
Plating — Tin per ASTM B-545

Related Product Data

Insulation Color Code — pg. 4
Packaging Quantities — pg. 4
Performance Specifications — pgs. 4 & 5
Application Tooling — pg. 73

| Wire Size Circular Mils [mm ²] | Tongue Material Thickness Max. | Stud Size | Dimensions | | Terminal Insulation Color | Wire Insulation Diameter Max. | Part Numbers | |
|--|---|--------------|---------------|---------------|---------------------------------|--|----------------|--|
| | | | W | D Min. | | | Loose Piece | |
| 8 13,100-20,800 [6.64-10.5] | .043 1.09 | 10 | .431 10.95 | .311 7.90 | Red | .360 9.14 | 55654-1 | |
| | | 1/4 M6 | .478 12.14 | .435 11.05 | Red | .360 9.14 | 54725-1 | |
| 6 20,800-33,100 [10.5-16.8] | .048 1.22 | 10 | .500 12.70 | .310 7.87 | Blue | .436 11.07 | 54753-1 | |
| | | 1/4 M6 | .500 12.70 | .379 9.63 | Blue | .436 11.07 | 54754-1 | |

**Rectangular
Tongue Terminals**



Material

Insulation — Vinyl, UL 94V-0
Terminal Body — Copper per ASTM B-152
Plating — Tin per ASTM B-545

Related Product Data

Insulation Color Code — pg. 4
Packaging Quantities — pg. 4
Performance Specifications — pgs. 4 & 5
Application Tooling — pg. 72

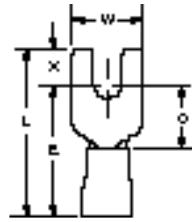
| Wire Size Circular Mils [mm ²] | Tongue Material Thickness Max. | Stud Size | Dimensions | | | | | Terminal Insulation Color | Wire Insulation Diameter Max. | Part Numbers | |
|--|---|--------------|--------------|--------------|---------------|---------------|--------------|---------------------------------|--|----------------|-----------------|
| | | | W | C Min. | E Max. | L Max. | X | | | Loose Piece | Tape Mounted |
| 16-14 2,050-5,180 [1.04-2.62] | .033 0.84 | 6 M3.5 | .249 6.32 | .312 7.92 | .728 18.49 | .868 22.05 | .125 3.18 | Blue | .145 3.68 | 34898 | — |

Note: "C" dimension applies from edge of metal wire barrel to center of stud hole.



PLASTI-GRIP (Continued)

Spade Tongue Terminals



Material

Insulation — Vinyl, UL 94V-0
Terminal Body — Copper per ASTM B-152
Plating — Tin per ASTM B-545

Related Product Data

Insulation Color Code — pg. 4
Packaging Quantities — pg. 4
Performance Specifications — pgs. 4 & 5
Application Tooling — pg. 72

PLASTI-GRIP

| Wire Size Circular Mils [mm ²] | Tongue Material Thickness Max. | Stud Size | Dimensions | | | | | Terminal Insulation Color | Wire Insulation Diameter Max. | Part Numbers | |
|--|---|--------------|------------|-----------|-----------|-----------|------|---------------------------------|--|----------------|-----------------|
| | | | W | C Min. | E Max. | L Max. | X | | | Loose Piece | Tape Mounted |
| 22-16 509-3,260 [0.26-1.65] | .033 0.84 | 6 M3.5 | .250 | .312 | .728 | .858 | .125 | Red | .140 | 327043* | 2-327043-1 |
| | | | 6.35 | 7.92 | 18.49 | 21.79 | 3.18 | Red | 3.56 | 327735* | 2-327735-1 |
| | | | .297 | .203 | .619 | .765 | .141 | Red | .125 | 320665* | 2-320665-1 |
| | | | 7.54 | 5.16 | 15.72 | 19.43 | 3.58 | Red | 3.18 | 320665* | 2-320665-1 |
| | | | .297 | .203 | .619 | .765 | .141 | Red | .140 | 696003-1 | 696003-2 |
| | | | 7.54 | 5.16 | 15.72 | 19.43 | 3.58 | Red | 3.56 | 696003-1 | 696003-2 |
| | | 8 M4 | .307 | .245 | .661 | .836 | .175 | Red | .140 | 32981 | 2-32981-1 |
| | | | 7.80 | 6.22 | 16.79 | 21.23 | 4.45 | Red | 3.18 | 34155* | 2-34155-1 |
| | | | .375 | .312 | .728 | .920 | .187 | Red | .140 | 34156* | 2-34156-1 |
| | | | 9.53 | 7.92 | 18.49 | 23.37 | 4.75 | Red | 3.56 | 34156* | 2-34156-1 |
| | | | .375 | .312 | .728 | .920 | .187 | Red | .140 | 696006-1† | — |
| | | | 9.53 | 7.92 | 18.49 | 23.37 | 4.75 | Red | 3.56 | 696006-1† | — |
| 16-14 2,050-5,180 [1.04-2.62] | .033 0.84 | 5 | .237 | .312 | .728 | .865 | .125 | Blue | .145 | 322994* | 2-322994-1 |
| | | | 6.02 | 7.92 | 18.49 | 21.97 | 3.18 | Blue | 3.68 | 54367-1 | 54367-2 |
| | | | .297 | .203 | .619 | .765 | .141 | Blue | .170 | 326741 | 2-326741-1 |
| | | | 7.54 | 5.16 | 15.72 | 19.43 | 3.58 | Blue | 4.32 | 34166* | 2-34166-1 |
| | | | .385 | .312 | .728 | .920 | .187 | Blue | .170 | 34167* | 2-34167-1 |
| | | | 9.78 | 7.92 | 18.49 | 23.37 | 4.75 | Blue | 4.32 | 34167* | 2-34167-1 |
| | | 6 M3.5 | .297 | .203 | .619 | .765 | .141 | Blue | .170 | 696024-1 | 696024-2 |
| | | | 7.54 | 5.16 | 15.72 | 19.43 | 3.58 | Blue | 4.32 | 696024-1 | 696024-2 |
| | | | .385 | .312 | .728 | .920 | .187 | Blue | .170 | 34176* | 2-34176-1 |
| | | | 9.78 | 7.92 | 18.49 | 23.37 | 4.75 | Blue | 4.32 | 34176* | 2-34176-1 |
| | | | .385 | .312 | .728 | .920 | .187 | Blue | .170 | 696007-1† | — |
| | | | 9.78 | 7.92 | 18.49 | 23.37 | 4.75 | Blue | 4.32 | 696007-1† | — |
| 12-10 5,180-13,100 [2.62-6.64] | .042 1.07 | 5 | .237 | .296 | .887 | 1.095 | .203 | Yellow | .230 | 34176* | 2-34176-1 |
| | | | 6.02 | 7.52 | 22.53 | 27.81 | 5.16 | Yellow | 5.84 | 34176* | 2-34176-1 |
| | | 10 | .406 | .296 | .887 | 1.095 | .203 | Yellow | .230 | — | — |
| | | | 10.31 | 7.52 | 22.53 | 27.81 | 5.16 | Yellow | 5.84 | — | — |

*Available in small packaging quantities.

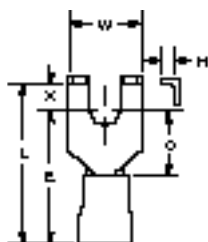
† Gold

Note: "C" dimension applies from edge of metal wire barrel to center of stud hole.



PLASTI-GRIP (Continued)

Flanged Spade Tongue Terminals



Material

Insulation — Vinyl, UL 94V-0
Terminal Body — Copper per ASTM B-152
Plating — Tin per ASTM B-545

Related Product Data

Insulation Color Code — pg. 4
Packaging Quantities — pg. 4
Performance Specifications — pgs. 4 & 5
Application Tooling — pg. 72

| Wire Size Circular Mils [mm ²] | Tongue Material Thickness Max. | Stud Size | Dimensions | | | | | | Terminal Insulation Color | Wire Insulation Diameter Max. | Part Numbers | | |
|--|---|--------------|------------|-----------|-----------|-----------|-------|-----------|---------------------------------|--|----------------|-----------------|------------|
| | | | W | C Min. | E Max. | L Max. | X | H Min. | | | Loose Piece | Tape Mounted | |
| 22-16 509-3,260 [0.26-1.65] | .033 0.84 | 6 M3.5 | .296 | .203 | .619 | .749 | .125 | .045 | Red | .140 3.56 | 322249* | 1-322249-1 | |
| | | | 7.52 | 5.16 | 15.72 | 19.02 | 3.18 | 1.14 | | | | | |
| | | 8 M4 | .328 | .203 | .619 | .749 | .125 | .045 | Red | .140 3.56 | 324560 | 2-324560-1 | |
| | | | 8.33 | 5.16 | 15.72 | 19.02 | 3.18 | 1.14 | | | | | |
| | | | 10 | .296 | .203 | .619 | .749 | .125 | .045 | Red | .140 3.56 | 1-322249-0 | 1-322249-9 |
| | | | | 7.52 | 5.16 | 15.72 | 19.02 | 3.18 | 1.14 | | | | |
| 16-14 2,050-5,180 [1.04-2.62] | .033 0.84 | 6 M3.5 | .294 | .203 | .619 | .749 | .125 | .047 | Blue | .170 4.32 | 324165* | 2-324165-1 | |
| | | | 7.47 | 5.16 | 15.72 | 19.02 | 3.18 | 1.19 | | | | | |
| | | 8 M4 | .294 | .203 | .668 | .798 | .125 | .047 | Blue | .250 6.35 | — | 2-324165-4 | |
| | | | 7.47 | 5.16 | 16.97 | 20.27 | 3.18 | 1.19 | | | | | |
| | | | 10 | .294 | .203 | .619 | .749 | .125 | .047 | Blue | .170 4.32 | 53874-1 | 53874-2 |
| | | | | 7.47 | 5.16 | 15.72 | 19.02 | 3.18 | 1.19 | | | | |
| 12-10 5,180-13,100 [2.62-6.64] | .042 1.07 | 6 M3.5 | .416 | .250 | .841 | 1.017 | .171 | .052 | Yellow | .230 5.84 | 324581* | 1-324581-1 | |
| | | | 10.57 | 6.35 | 21.36 | 25.83 | 4.34 | 1.32 | | | | | |
| | | 8 M4 | .416 | .250 | .841 | 1.017 | .171 | .052 | Yellow | .230 5.84 | 324172* | 1-324172-0 | |
| | | | 10.57 | 6.35 | 21.36 | 25.83 | 4.34 | 1.32 | | | | | |
| | | | 10 | .416 | .250 | .841 | 1.017 | .171 | .052 | Yellow | .250 6.35 | 52856 | 52856-1 |
| | | | | 10.57 | 6.35 | 21.36 | 25.83 | 4.34 | 1.32 | | | | |

*Available in small packaging quantities.

Note: "C" dimension applies from edge of metal wire barrel to center of stud hole.

PLASTI-GRIP



PLASTI-GRIP (Continued)

Short Spring Spade Tongue Terminals



Material

Insulation — Vinyl, UL 94V-0
Terminal Body — Phosphor Bronze per ASTM B-139 for wire sizes 24 to 14 Brass per ASTM B-36 for wire sizes 12 to 10
Plating — Tin per ASTM B-545 except where noted

Related Product Data

Insulation Color Code — pg. 4
Packaging Quantities — pg. 4
Performance Specifications — pgs. 4 & 5
Application Tooling — pg. 72

| Wire Size Circular Mils [mm ²] | Tongue Material Thickness Max. | Stud Size | Dimensions | | | | | Terminal Insulation Color | Wire Insulation Diameter Max. | Part Numbers | | | |
|--|---|-----------------------------------|----------------------|----------------------|----------------------|----------------------|----------------------|---------------------------------|--|---------------------|----------------------|---------------------|----------|
| | | | W | C Min. | E Max. | L Max. | X | | | Loose Piece | Tape Mounted | | |
| 24-20 320-1,290 [0.16-0.65] | .025 0.64 | 4 | .203 5.16 | .219 5.56 | .624 15.85 | .744 18.90 | .115 2.92 | White | .125 3.18 | — | 53829-2 | | |
| | | | 4 | .203 5.16 | .250 6.35 | .666 16.92 | .811 20.60 | .140 3.56 | Red | .140 3.56 | 52947* | 52947-1 | |
| | | 5 M3 | .250 6.35 | .250 6.35 | .666 16.92 | .811 20.60 | .140 3.56 | Red | .140 3.56 | 52948* | 52948-1 | | |
| | | | 6 | .234 5.94 | .250 6.35 | .666 16.92 | .811 20.60 | .140 3.56 | Red | .140 3.56 | 53240-1* | 53240-2 | |
| | | 6 M3.5 | .250 6.35 | .250 6.35 | .666 16.92 | .811 20.60 | .140 3.56 | Red | .140 3.56 | 52949* | 52949-1 | | |
| | | | 6 | .250 6.35 | .250 6.35 | .715 18.16 | .860 21.84 | .140 3.56 | Red | .200 5.08 | 52949-2 | 52949-3 | |
| | | 22-16 509-3,260 [0.26-1.65] | .033 0.84 | 8 M4 | .244 6.20 | .281 7.14 | .697 17.70 | .872 22.15 | .170 4.32 | Red | .140 3.56 | 53241-1 | 53241-2 |
| | | | | | 8 | .375 9.53 | .281 7.14 | .697 17.70 | .872 22.15 | .170 4.32 | Red | .140 3.56 | 52950* |
| | | | | 8 | .375 9.53 | .281 7.14 | .746 18.95 | .921 23.39 | .170 4.32 | Red | .200 5.08 | 52950-2 | 52950-3 |
| | | | | | 10 | .294 7.47 | .281 7.14 | .697 17.70 | .920 23.37 | .218 5.54 | Red | .140 3.56 | 53242-1* |
| | | | | 10 | .294 7.47 | .281 7.14 | .746 18.95 | .969 24.61 | .218 5.54 | Red | .200 5.08 | 53242-5 | 53242-6 |
| | | | | | 6 | .406 10.31 | .281 7.14 | .697 17.70 | .920 23.37 | .218 5.54 | Red | .140 3.56 | 52951* |
| 6 M3.5 | .406 10.31 | | | .281 7.14 | .746 18.95 | .969 24.61 | .218 5.54 | Red | .200 5.08 | — | 52951-3 | | |
| | 6 | | | .250 6.35 | .250 6.35 | .666 16.92 | .811 20.60 | .140 3.56 | Blue | .170 4.32 | 52955* | 52955-1 | |
| 6 M3.5 | .250 6.35 | | | .250 6.35 | .715 18.16 | .860 21.84 | .140 3.56 | Blue | .250 6.35 | 52955-2 | 52955-3 | | |
| | 6 | | | .250 6.35 | .250 6.35 | .715 18.16 | .860 21.84 | .140 3.56 | Blue | .250 6.35 | 52955-4 ¹ | — | |
| 8 M4 | .244 6.20 | | | .281 7.14 | .697 17.70 | .872 22.15 | .170 4.32 | Blue | .170 4.32 | 53244-1* | 53244-2 | | |
| | 8 | | | .244 6.20 | .281 7.14 | .746 18.95 | .921 23.39 | .170 4.32 | Blue | .250 6.35 | — | 53244-4 | |
| 8 M4 | .375 9.53 | .281 7.14 | .697 17.70 | .872 22.15 | .170 4.32 | Blue | .170 4.32 | 52956* | 52956-1 | | | | |
| | 8 | .375 9.53 | .281 7.14 | .746 18.95 | .921 23.39 | .170 4.32 | Blue | .250 6.35 | 52956-2* | 52956-3 | | | |
| 10 | .294 7.47 | .281 7.14 | .697 17.70 | .920 23.37 | .218 5.54 | Blue | .170 4.32 | 53245-1 | 53245-2 | | | | |
| | 10 | .294 7.47 | .281 7.14 | .746 18.95 | .969 24.61 | .218 5.54 | Blue | .250 6.35 | — | 53245-6 | | | |
| 10 | .406 10.31 | .281 7.14 | .697 17.70 | .920 23.37 | .218 5.54 | Blue | .170 4.32 | 52957* | 52957-1 | | | | |
| | 10 | .406 10.31 | .281 7.14 | .746 18.95 | .969 24.61 | .218 5.54 | Blue | .250 6.35 | 52957-2 | 52957-3 | | | |

*Available in small packaging quantities.

¹Terminal body plating— Gold per MIL-G-45204 over Nickel per QQ-N-290.

Note: "C" dimension applies from edge of metal wire barrel to center of stud hole.

PLASTI-GRIP



PLASTI-GRIP (Continued)

Short Spring Spade Tongue Terminals

(Continued)

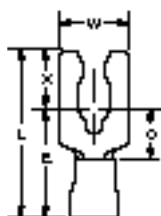
| Wire Size Circular Mils [mm ²] | Tongue Material Thickness Max. | Stud Size | Dimensions | | | | | Terminal Insulation Color | Wire Insulation Diameter Max. | Part Numbers | |
|--|---|--------------|---------------|--------------|---------------|----------------|--------------|---------------------------------|--|----------------------|-----------------|
| | | | W | C Min. | E Max. | L Max. | X | | | Loose Piece | Tape Mounted |
| 12-10 5,180-13,100 [2.62-6.64] | .042 1.07 | 6 M3.5 | .250 6.35 | .174 4.42 | .775 19.69 | .959 24.36 | .179 4.55 | Yellow | .200 5.08 | 52961* | 52961-1 |
| | | | .250 6.35 | .174 4.42 | .775 19.69 | .959 24.36 | .179 4.55 | Yellow | .250 6.35 | 53246-1* | 53246-2 |
| | | | .250 6.35 | .174 4.42 | .775 19.69 | .959 24.36 | .179 4.55 | Yellow | .250 6.35 | 53246-3 ¹ | — |
| | | 8 M4 | .312 7.92 | .276 7.01 | .877 22.28 | 1.052 26.72 | .170 4.32 | Yellow | .250 6.35 | 53247-1* | 53247-2 |
| | | | .375 9.53 | .276 7.01 | .877 22.28 | 1.052 26.72 | .170 4.32 | Yellow | .200 5.08 | 52962* | 52962-1 |
| | | | .375 9.53 | .276 7.01 | .936 23.77 | 1.111 28.22 | .170 4.32 | Yellow | .300 7.62 | 52962-2 | 52962-3 |
| | | 10 | .312 7.92 | .276 7.01 | .877 22.28 | 1.100 27.94 | .218 5.54 | Yellow | .250 6.35 | 53248-1 | 53248-2 |
| | | | .406 10.31 | .276 7.01 | .877 22.28 | 1.100 27.94 | .218 5.54 | Yellow | .200 5.08 | 52963 | 52963-1 |
| | | | .406 10.31 | .276 7.01 | .877 22.28 | 1.100 27.94 | .218 5.54 | Yellow | .250 6.35 | 52963-2* | 52963-3 |
| | | | .406 10.31 | .276 7.01 | .936 23.77 | 1.159 29.44 | .218 5.54 | Yellow | .300 7.62 | 52963-4 | 52963-5 |

*Available in small packaging quantities.

¹Terminal body plating— Gold per MIL-G-45204 over Nickel per QQ-N-290.

Note: "C" dimension applies from edge of metal wire barrel to center of stud hole.

Long Spring Spade Tongue Terminals



Material

Insulation— Vinyl, UL 94V-0
Terminal Body— Phosphor Bronze per ASTM B-139 for wire sizes 22 to 14 Brass per ASTM B-36 for wire sizes 12 to 10
Plating— Tin per ASTM B-545

Related Product Data

Insulation Color Code— pg. 4
Insulation Packaging Quantities— pg. 4
Performance Specifications— pgs. 4 & 5
Application Tooling— pg. 72

| Wire Size Circular Mils [mm ²] | Tongue Material Thickness Max. | Stud Size | Dimensions | | | | | Terminal Insulation Color | Wire Insulation Diameter Max. | Part Numbers | |
|--|---|--------------|--------------|--------------|---------------|----------------|--------------|---------------------------------|--|----------------|-----------------|
| | | | W | C Min. | E Max. | L Max. | X | | | Loose Piece | Tape Mounted |
| 22-16 509-3,260 [0.26-1.65] | .033 0.84 | 6 M3.5 | .250 6.35 | .238 6.05 | .664 16.87 | .945 24.00 | .276 7.01 | Red | .140 3.56 | 52453* | 52453-1 |
| | | 8 M4 | .281 7.14 | .270 6.86 | .696 17.68 | .991 25.17 | .290 7.37 | Red | .140 3.56 | 52454* | 52454-1 |
| | | 10 | .343 8.71 | .283 7.19 | .709 18.01 | 1.017 25.83 | .303 7.70 | Red | .140 3.56 | 52455* | 52455-1 |
| 16-14 2,050-5,180 [1.04-2.62] | .033 0.84 | 6 M3.5 | .250 6.35 | .238 6.05 | .664 16.87 | .945 24.00 | .276 7.01 | Blue | .170 4.32 | 52463* | 52463-1 |
| | | 8 M4 | .281 7.14 | .270 6.86 | .696 17.68 | .991 25.17 | .290 7.37 | Blue | .170 4.32 | 52464* | 52464-1 |
| | | 10 | .343 8.71 | .283 7.19 | .709 18.01 | 1.017 25.83 | .303 7.70 | Blue | .170 4.32 | 52465* | 52465-1 |
| 12-10 5,180-13,100 [2.62-6.64] | .042 1.07 | 8 M4 | .375 9.53 | .273 6.93 | .874 22.20 | 1.174 29.82 | .295 7.49 | Yellow | .200 5.08 | 52474 | 52474-1 |
| | | 10 | .375 9.53 | .305 7.75 | .906 23.01 | 1.219 30.96 | .308 7.82 | Yellow | .200 5.08 | 52475 | 52475-1 |
| | | | .375 9.53 | .305 7.75 | .965 24.51 | 1.278 32.46 | .308 7.82 | Yellow | .300 7.62 | — | 52475-3 |

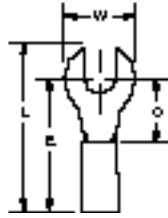
*Available in small packaging quantities.

Note: "C" dimension applies from edge of metal wire barrel to center of stud hole.



PLASTI-GRIP (Continued)

**Slotted Ring
Tongue Terminals**



Material

Insulation — Vinyl, UL 94V-0
Terminal Body — Copper per ASTM B-152
Plating — Tin per ASTM B-545

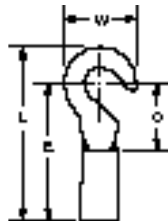
Related Product Data

Insulation Color Code — pg. 4
Packaging Quantities — pg. 4
Performance Specifications — pgs. 4 & 5
Application Tooling — pg. 72

| Wire Size Circular Mills [mm ²] | Tongue Material Thickness Max. | Stud Size | Dimensions | | | | Terminal Insulation Color | Wire Insulation Diameter Max. | Part Numbers | |
|---|---|--------------|------------|-----------|-----------|-----------|---------------------------------|--|----------------|-----------------|
| | | | W | C Min. | E Max. | L Max. | | | Loose Piece | Tape Mounted |
| 22-16 509-3,260 [0.26-1.65] | .033 0.84 | 6 | .218 | .156 | .572 | .658 | Red | .125 3.18 | 34090 | — |
| | | M3.5 | 5.54 | 3.96 | 14.53 | 16.71 | | | | |
| | | 8 | .281 | .250 | .666 | .782 | Red | .140 3.56 | 324184 | 2-324184-1 |
| | | M4 | 7.14 | 6.35 | 16.92 | 19.86 | | | | |

Note: "C" dimension applies from edge of metal wire barrel to center of stud hole.

**Hook Tongue
Terminals**



Material

Insulation — Vinyl, UL 94V-0
Terminal Body — Copper per ASTM B-152
Plating — Tin per ASTM B-545

Related Product Data

Insulation Color Code — pg. 4
Packaging Quantities — pg. 4
Performance Specifications — pgs. 4 & 5
Application Tooling — pg. 72

| Wire Size Circular Mills [mm ²] | Tongue Material Thickness Max. | Stud Size | Dimensions | | | | Terminal Insulation Color | Wire Insulation Diameter Max. | Part Numbers | |
|---|---|--------------|------------|-----------|-----------|-----------|---------------------------------|--|----------------|-----------------|
| | | | W | C Min. | E Max. | L Max. | | | Loose Piece | Tape Mounted |
| 16-14 2,050-5,180 [1.04-2.62] | .033 0.84 | 8 | .343 | .281 | .697 | .871 | Blue | .170 4.32 | 320263 | 2-320263-1 |
| | | M4 | 8.71 | 7.14 | 17.70 | 22.12 | | | | |

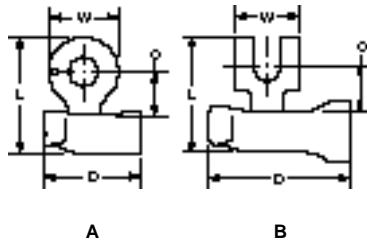
Note: "C" dimension applies from edge of metal wire barrel to center of stud hole.

PLASTI-GRIP



PLASTI-GRIP (Continued)

Flag Tongue Terminals



Material

Insulation — Vinyl, UL 94V-0
Color — Natural
Terminal Body — Copper per ASTM B-152
Plating — Tin per ASTM B-545

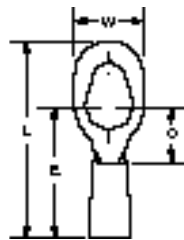
Related Product Data

Insulation Color Code — pg. 4
Packaging Quantities — pg. 4
Performance Specifications — pgs. 4 & 5
Application Tooling — pg. 72

| Wire Size Circular Mills [mm ²] | Tongue Material Thickness Max. | Style | Stud Size | Dimensions | | | | Terminal Insulation Stripe Color | Wire Insulation Diameter Max. | Part Numbers | |
|--|---|-------|--------------|---------------|--------------|---------------|---------------|---|--|----------------|-----------------|
| | | | | W | C Min. | L Max. | D Max. | | | Loose Piece | Tape Mounted |
| 20-16HD ¹ 810-3,260 [0.41-1.65] | .042 1.07 | A | 14 | .500 12.70 | .266 6.76 | .749 19.02 | .695 17.65 | Green | .170 4.32 | 322307 | |
| 16-14 2,050-5,180 [1.04-2.62] | .033 0.84 | B | 10 | .385 9.78 | .272 6.91 | .741 18.82 | .695 17.65 | Blue | .170 4.32 | 322834 | |
| | | A | 14 | .500 12.70 | .266 6.76 | .749 19.02 | .695 17.65 | Blue | .170 4.32 | 322310 | |
| 16-14HD ¹ 2,050-5,180 [1.04-2.62] | .050 1.27 | A | 10 | .500 12.70 | .266 6.76 | .810 20.57 | .775 19.69 | Black | .230 5.84 | 322312 | |
| | | | 14 | .500 12.70 | .266 6.76 | .810 20.57 | .775 19.69 | Black | .230 5.84 | 322313 | |
| 12-10 5,180-13,100 [2.62-6.64] | .042 1.07 | A | 10 | .500 12.70 | .266 6.76 | .812 20.62 | .775 19.69 | Yellow | .230 5.84 | 322315 | |
| | | | 14 | .500 12.70 | .266 6.76 | .812 20.62 | .775 19.69 | Yellow | .230 5.84 | 322316 | |
| | | | 14 | .500 12.70 | .266 6.76 | .812 20.62 | .775 19.69 | Yellow | .280 7.11 | 322395 | |

¹Heavy Duty for extra mechanical strength.

Multiple Stud Terminals



Material

Insulation — Vinyl, UL 94V-0
Terminal Body — Copper per ASTM B-152
Plating — Tin per ASTM B-545

Related Product Data

Insulation Color Code — pg. 4
Packaging Quantities — pg. 4
Performance Specifications — pgs. 4 & 5
Application Tooling — pg. 72

| Wire Size Circular Mills [mm ²] | Tongue Material Thickness Max. | Stud Size | Dimensions | | | | Terminal Insulation Color | Wire Insulation Diameter Max. | Part Numbers | |
|---|---|--------------|--------------|--------------|---------------|---------------|---------------------------------|--|----------------|-----------------|
| | | | W | C Min. | E Max. | L Max. | | | Loose Piece | Tape Mounted |
| 22-16 509-3,260 [0.26-1.65] | .033 0.84 | 6-8-10 | .325 8.26 | .271 6.88 | .691 17.55 | .969 24.61 | Red | .125 3.18 | 54774-1 | 54774-2 |
| 16-14 2,050-5,180 [1.04-2.62] | .033 0.84 | 6-8-10 | .325 8.26 | .271 6.88 | .691 17.55 | .969 24.61 | Blue | .145 3.68 | 54775-1 | 54775-2 |

Note: "C" dimension applies from edge of metal wire barrel to center of stud hole.



PLASTI-GRIP (Continued)

Butt Splices



Material

Insulation — Vinyl, UL 94V-0
Splice Body — Copper per ASTM B-152
Plating — Tin per ASTM B-545

Related Product Data

Insulation Color Code — pg. 4
Packaging Quantities — pg. 4
Performance Specifications — pgs. 4 & 5
Application Tooling — pg. 72

| Wire Size Circular Mils ¹ [mm ²] | Dimension L Max. | Splice Insulation Color | Wire Insulation Diameter Max. | Part Numbers | | |
|---|------------------------|-------------------------------|--|------------------------|------------------------|---|
| | | | | Loose Piece | Tape Mounted | |
| 26-22 202-810 [0.10-0.41] | .620 15.75 | Yellow | .080 2.03 | 321026*† | 2-321026-1† | |
| 22-18/16-14 | 1.065 27.05 | Red/Blue Stripe | .170 / .115 6.86 / 2.92 | 696010-1 | — | |
| 22-16 ² 509-3,260 [0.26-1.65] | 1.065 27.05 | Red | .120 3.05 | 34067* | 2-34067-1 | |
| | 1.065 27.05 | Red | .170 4.32 | 34243* | 1-34243-1 | |
| | 1.076 27.33 | Natural w/ Red Letters | .120 3.05 | 324138* | — | |
| | 1.076 27.33 | Red | .140 3.56 | 34070* | 1-34070-1 | |
| | 1.076 27.33 | Natural w/ Red Stripes | .140 3.56 | 55792-1* | 55792-2 | |
| | 1.065 27.05 | Red | .083 x .171 2.11 x 4.34 | 34203 ³ * | — | |
| | .600 15.24 | Blue | — | 55629-2 | — | |
| | 1.065 27.05 | Blue | .140 3.56 | 34068* | 2-34068-1 | |
| 16-14 2,050-5,180 [1.04-2.62] | 1.065 27.05 | Natural w/ Blue Letters | .140 3.56 | 328427* | — | |
| | 1.065 27.05 | Blue | .170 4.32 | 34071* | 2-34071-1 | |
| | 1.065 27.05 | Natural w/ Blue Stripes | .170 4.32 | 55785-1* | 55785-2 | |
| | 1.065 27.05 | Blue | .215 5.46 | 35244* | 2-35244-1 | |
| | 1.105 28.07 | Blue | .170 4.32 | 2-34071-2 ⁴ | 2-34071-3 ⁴ | |
| | 1.065 27.05 | Blue | .135 x .245 3.43 x 6.22 | 34204 ³ * | 1-34204-0 | |
| | 1.160 29.46 | Yellow | .200 5.08 | 34069 | — | |
| | 1.160 29.46 | Yellow | .230 5.84 | 34072* | 2-34072-2 | |
| 12-10 5,180-13,100 [2.62-6.64] | 1.160 29.46 | Natural w/ Yellow Stripes | .230 5.84 | 55793-1* | 55793-2 | |
| | 1.160 29.46 | Yellow | .250 6.35 | 34945* | — | |
| | 1.160 29.46 | Yellow | .300 7.62 | 326742 | — | |
| | 1.200 30.48 | Yellow | .250 6.35 | 2-34945-1 ⁴ | 2-34945-2 ⁴ | |
| | 1.160 29.46 | Yellow | .250 / .165 x .315 6.35 / 4.19 x 8.00 | 321286 ⁵ † | — | |
| | 1.160 29.46 | Yellow | .138 x .281 3.51 x 7.14 | 34205 ³ * | — | |
| | 8 | 1.340 34.04 | Red | .250 6.35 | 696025-1 | — |
| | 6 | 1.530 38.86 | Blue | .330 8.38 | 696026-1 | — |

† Not UL or CSA Approved or Listed.

* Available in small packaging quantities.

¹ When using two or more wires in either end of a butt splice, the combined cross sectional area must be within the (CMA) circular mil range listed. (Not UL or CSA Approved with use of multiple wires.)

² 22-16 splices are 22-18 range in accordance with MIL-T-7928.

³ Oval expansion.

⁴ Funnel entry

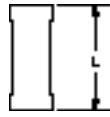
⁵ Oval expansion at one end; circular expansion at other end.

PLASTI-GRIP



PLASTI-GRIP (Continued)

Parallel Splices



Material

Insulation — Vinyl, UL 94V-0
Splice Body — Copper per ASTM B-152
Plating — Tin per ASTM B-545

Related Product Data

Insulation Color Code — pg. 4
Packaging Quantities — pg. 4
Performance Specifications — pgs. 4 & 5
Application Tooling — pg. 72

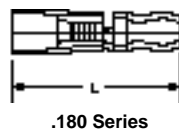
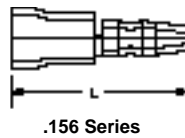
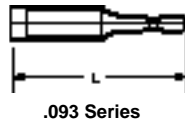
| Wire Size Circular Mils' [mm ²] | Dimension L Max. | Splice Insulation Color | Wire Insulation Diameter Max. | Part Numbers Loose Piece |
|---|------------------------|-------------------------------|--|-----------------------------|
| 22-16 509-3,260 [0.26-1.65] | .760 19.30 | Red | .120 3.05 | 34131* |
| | .760 19.30 | Red | .140 3.56 | 34132* |
| 16-14 2,050-5,180 [1.04-2.62] | .760 19.30 | Blue | .140 3.56 | 34133* |
| | .760 19.30 | Blue | .170 4.32 | 34134* |
| | .760 19.30 | Blue | .135 x .245 3.43 x 6.22 | 34207** |
| 12-10 5,180-13,100 [2.62-6.64] | .843 21.41 | Yellow | .200 5.08 | 34135 |
| | .870 22.10 | Yellow | .230 5.84 | 34136* |

*Available in small packaging quantities.

†When using two or more wires in a parallel splice, the combined cross sectional area must be within the (CMA) circular mil area listed.

**Oval expansion.

Shur-Plug
(.093, .156 and .180 Series)



Material (.093 Series)

Insulation — Vinyl, UL 94V-0
Terminal Body — Brass per ASTM B-36

Related Product Data

Insulation Color Code — pg. 4
Packaging Quantities — pg. 4
Performance Specifications — pgs. 4 & 5
Application Tooling — pg. 72

Material (.156 & .180 Series)

Insulation — Vinyl, UL 94V-0
Terminal Body — Copper per ASTM B-152
Plating — Tin per ASTM B-545

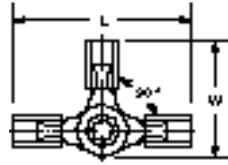
| Wire Size Circular Mils [mm ²] | Tongue Material Thickness Max. | Series | Dimension L Max. | Terminal Insulation Color | Wire Insulation Diameter Max. | Part Numbers | |
|--|---|--------|------------------------|---------------------------------|-------------------------------------|----------------|-----------------|
| | | | | | | Loose Piece | Tape Mounted |
| 22-16 509-3,260 [0.26-1.65] | — | .093 | .812 20.62 | Red | .140 3.56 | 34178 | — |
| 16-14 2,050-5,180 [1.04-2.62] | .033 0.84 | .156 | .800 20.32 | Blue | .170 4.32 | 324227*† | 1-324227-0 |
| | | .180 | .753 19.13 | Blue | .170 4.32 | 324228*† | — |

† Not UL or CSA Approved or Listed.

*Available in small packaging quantities.

PLASTI-GRIP (Continued)

3-Way Connector



Material

Insulation — Vinyl, UL 94V-0
Terminal Body — Copper per ASTM B-152
Rivet — Brass per QQ-B-626
Plating — Tin per ASTM B-545

Related Product Data

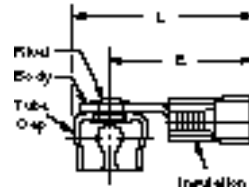
Insulation Color Code — pg. 4
Packaging Quantities — pg. 4
Performance Specifications — pgs. 4 & 5
Application Tooling — pg. 72

| Wire Size Circular Mils [mm ²] | Tongue Material Thickness Max. | Dimensions | | Terminal Insulation Color | Wire Insulation Diameter Max. | Part Number Loose Piece |
|--|--------------------------------------|---------------|----------------|---------------------------------|-------------------------------------|----------------------------|
| | | W Max. | L Max. | | | |
| 16-14 2,050-5,180 [1.04-2.62] | .033 0.84 | .877 22.28 | 1.400 35.56 | Blue | .145 3.68 | 34073* |

*Available in small packaging quantities.

PLASTI-GRIP

.250 Tube Cap Assembly



Material

Insulation — Vinyl, UL 94V-0
Terminal Body — Copper per ASTM B-152
Plating — Tin per ASTM B-545
Tube Cap — Copper/Zinc alloy per MIL-C-50
Plating — Tin per ASTM B-545
Rivet — Brass
Plating — Tin per ASTM B-545 over Copper

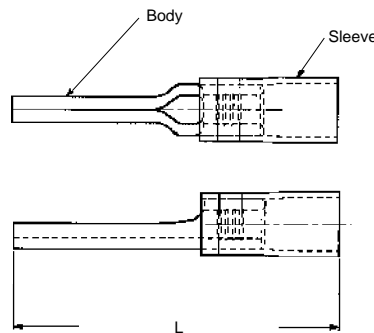
Related Product Data

Insulation Color Code — pg. 4
Packaging Quantities — pg. 4
Performance Specifications — pgs. 4 & 5
Application Tooling — pg. 72

| Wire Size Circular Mils [mm ²] | Tongue Material Thickness Max. | Dimensions | | Terminal Insulation Color | Wire Insulation Diameter Max. | Part Number Loose Piece |
|--|--------------------------------------|---------------|---------------|---------------------------------|-------------------------------------|----------------------------|
| | | E Max. | L Max. | | | |
| 22-16 509-3,260 [0.26-1.65] | .033 0.84 | .666 16.92 | .978 24.84 | Black | .140 3.56 | 55137-1† |

† Not UL or CSA Approved or Listed.

Wire Pins



| Wire Size Circular Mils [mm ²] | Tab | Dimensions | | Terminal Insulation Color | Wire Insulation Diameter Max. | Part Number |
|--|--------------|--------------|---------------|---------------------------------|-------------------------------------|----------------------|
| | | Ins. | L Max. | | | |
| 22-16 | .070 1.78 | .140 3.56 | .943 23.95 | Red | .145 3.68 | 696116-1 (Tape) |
| | .071 1.80 | .135 3.43 | .905 22.99 | Red | .145 3.68 | 165167 (Loose Piece) |