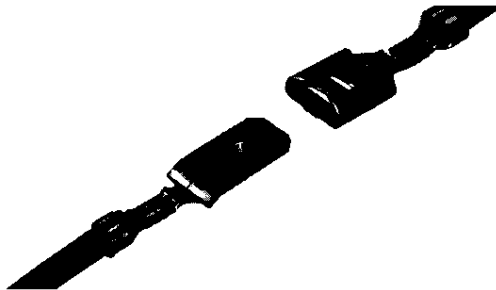


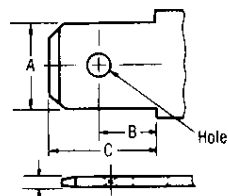
Terminals and Splices

FASTON* Receptacles and Tabs

FASTON Terminals and Splices are the industry's broadest line of quick connect-disconnect receptacles and tab-type terminals. The terminals are available in both straight and flag-types and come in a variety of sizes. Sizes are designated numerically by a series number which corresponds to the width of the mating tab. There are four series "250", "205", "187" and "110".

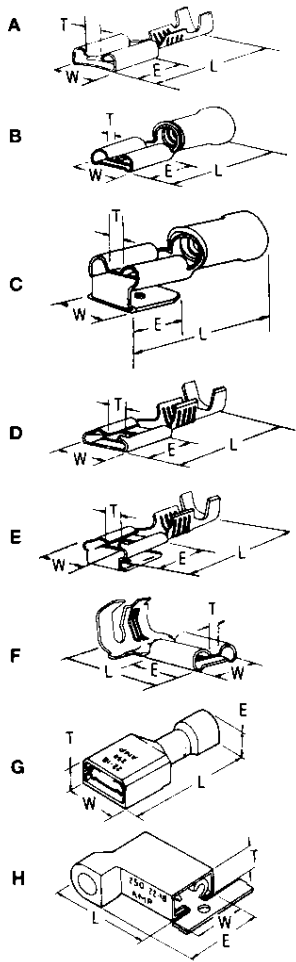


Receptacles



Refer to Mating Receptacle For Tab Thickness.

Tab	A	B	C
250 Series	6.35	4.06	8.00
205 Series	5.21	3.18	6.35



"250" Series

Style	Wire Size		Wire Ins. Dia.	Fits Tab Thickness	Material /Finish	Dimensions				Part No.		Hand Tool No.	
	AWG	mm ²				W	L	E	T	S.T.	L.P.		
A	20-14	0.50~2.27	2.2~3.4	0.8	Brass	7.5	19.2	7.8	0.9	170031-1†	170054-1†	934678-1	
	22-18	0.30~0.89	2.3~3.3	0.8	Brass	7.6	19.1	7.8	2.3	170183-1	—	90166-1	
					Brass/Tin					170183-2	170187-2		
	18-14	0.75~2.27	2.5~4.3	0.8	Brass	7.6	18.9	7.8	1.7	170213-1	—	—	
					Brass/Tin					170213-2	—		
	18-14	0.75~2.27	3.1~3.6	0.8	Brass/Tin	7.6	19.2	7.8	1.7	41274	41729	755336-1	
	16-12	1.25~3.37	5.3~6.7	0.8	Brass/Tin	7.6	20.8	7.8	1.7	41728	42021	47094	
	—	1.75~5.27	3.0~5.0	0.8	Brass/Tin	7.6	19.6	7.8	1.7	170224-2	—	—	
	B	22-18	0.25~1.04	3.3 Max.	0.8	Brass/Tin	7.6	21.3	7.8	1.7	—	170603-1	—
						Nylon-Red					—	170603-2	
Phos.Brz./Tin						—					170603-2		
C	16-14	1.04~2.63	4.1 Max.	0.8	Brass/Tin	7.6	21.3	7.8	1.7	—	170604-1	90009-8	
					Nylon-Blue					—	170604-2		
					Phos.Brz./Tin					—	170604-2		
E	18-14	0.75~2.27	3.1~4.3	0.8	Brass	7.6	19.6	7.8	2.9	42741-1	42806-1	720725-1	
					Brass/Tin					42741-2	42806-2		
F††	18-12	0.75~3.37	2.8~5.3	0.8	Brass/Tin	8.1	17.0	7.8	3.1	41802	42232-3	720575-1	
										12-10	3.08~4.86		—
G	22-18	0.30~0.89	3.4 Max.	0.8	Brass/Tin	9.4	21.7	—	5.2	2-520183-2	2-520184-2	90390-3*	
					Nylon-Red					—	—		
H	16-14	1.25~2.27	4.1 Max.	0.8	Brass/Tin	9.8	16.1	14.7	5.0	3-350819-2	3-350820-2	90391-3*	
					Nylon-Blue					—	—		
H	22-18	0.30~0.89	4.2 Max.	0.8	Brass/Tin	9.8	16.1	14.7	5.0	2-520128-2	2-520129-2	90390-3*	
					Nylon-Red					—	—		
H	16-14	1.25~2.27	4.7 Max.	0.8	Brass/Tin	9.8	16.1	14.7	5.0	3-520132-2	3-520133-2	90391-3*	
					Nylon-Blue					—	—		

†With lance. ††Hermetic Terminals (For internal use only.) *Die insert Number for Hand Tool #58078-3.

"205" Series

A	22-18	0.30~0.89	2.2~3.2	0.5	Brass/Tin	6.4	15.7	6.4	1.3	170122-2	170123-2	90157-1
				0.8	Brass/Tin	—	—	755336-1				
				0.5	Brass/Tin	170181-4	—	—				
D	22-18	0.30~0.89	2.2~3.2	0.5	Brass/Tin	6.4	15.6	6.4	1.3	42710-2	60557-1†	90157-1
A	18-14	0.75~2.27	3.3~4.6	0.8	Brass	6.4	15.7	6.4	0.7	170179-1	170180-1	409774-1
					Brass/Tin					170179-2	170180-2	
F	20-14	0.50~2.27	2.8~4.3	0.8	Brass	6.4	13.5	6.4	0.6	42234-1	—	—
					Brass/Tin					42234-2	—	

†No preform.