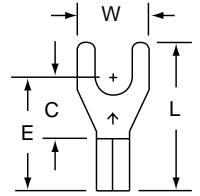




# Specialty Terminals

30-0 thru 33-10

Standard Fork, Non-Insulated, Butted Seam



## Data Sheet

Product Number	Wire Range (AWG)	Stud Size	W	C	L	E	Thickness	Barrel Length	Barrel I.D.
30-0*	26-24	0	0.13	0.12	0.30	0.24	0.020	0.13	0.030
30-4*	26-24	4	0.20	0.21	0.46	0.35	0.020	0.14	0.030
30-6*	26-24	6	0.25	0.28	0.53	0.40	0.0230	0.13	0.030
31-6	22-18	6	0.34	0.29	0.70	0.54	0.030	0.25	0.070
31-8	22-18	8	0.34	0.29	0.70	0.54	0.030	0.25	0.070
31-10	22-18	10	0.34	0.29	0.70	0.54	0.030	0.25	0.070
32-6	16-14	6	0.34	0.29	0.70	0.54	0.030	0.25	0.090
32-8	16-14	8	0.34	0.29	0.70	0.54	0.030	0.25	0.090
32-10	16-14	10	0.34	0.29	0.70	0.54	0.030	0.25	0.090
33-6	12-10	6	0.38	0.29	0.73	0.54	0.040	0.25	0.135
33-8	12-10	8	0.38	0.29	0.73	0.54	0.040	0.25	0.135
33-10	12-10	10	0.38	0.29	0.73	0.54	0.040	0.25	0.135

\*Not UL Listed or CSA Certified.



**LISTED** 314R  
UNDERWRITERS  
LABORATORIES  
STANDARD NO. UL 486A  
3M FILE NO. E23438



CANADIAN STANDARDS  
ASSOCIATION  
STANDARD NO. C22.2  
NO. 0. 65  
3M FILE NO. LR22190

## Installation Information

### **WARNING**

Turn power off before installing or removing terminal. All electrical work should be done according to appropriate electrical codes.

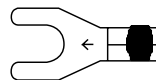
UL Listed and CSA Certified for use on stranded copper (AWG) wire only.


Strip away the end 3/8 inch of wire insulation.

Make the crimp in the proper station of a recommended 3M crimp tool: TH-440, TH-450 (scissor style), or TR-490 (ratchet style) hand tools.

## Specifications

Wire Size:	See Table Above
Barrel Seam:	Butted
Max. Current:	Same as Wire
Terminal Material:	ETP Copper
Plating:	Tin



 Barrel Crimp (Electrical)

## Engineering Specification

Crimp-type terminals shall, electrically and mechanically, connect to a pre-stripped end of a stranded copper wire and have a flat tongue portion with a central opening for mounting around a screw or stud.

The terminal line shall offer tongue variations in hole (stud) size (6, 8 10, etc.) and configuration (ring, fork, block fork, flanged block fork, locking fork, etc.): and barrel variations in wire (AWG) size (26-24\*, 22-18, 16-14, 12-10, etc.) and construction (non-insulated brazed seam, vinyl insulated butted seam, nylon insulated with insulation grip, etc.). The terminal line shall have regulatory agency coverage (UL Listing, CSA Certification). The terminal tongue shall be marked with the wire range and manufacturer's symbol (↑).

The non-insulated, butted seam standard fork terminal shall be tin-plated, annealed copper, with the tongue having a specified stud slot (size 0 thru 10) and a butted seam barrel with a beveled I.D. for ease of stranded wire entry, sized for a specified (AWG) wire range (26-24\*, 22-18, 16-14, 12-10).

Non-insulated terminals shall be UL Listed and CSA Certified.

\*Not UL Listed or CSA Certified.

3M is a trademark of 3M.



is a trademark of Underwriters Laboratories.



is a trademark of Canadian Standards Association.

### IMPORTANT NOTICE

Before using this product, you must evaluate it and determine if it is suitable for your intended application. You assume all risks and liability associated with such use.

**Warranty; Limited Remedy; Limited Liability.** This product will be free from defects in material and manufacture as of the date of purchase. **3M MAKES NO OTHER WARRANTIES INCLUDING, BUT NOT LIMITED TO, ANY IMPLIED WARRANTY OF MERCHANTABILITY OR FITNESS FOR A PARTICULAR PURPOSE.** If this product is defective within the warranty period stated above, your exclusive remedy shall be, at 3M's option, to replace or repair the 3M product or refund the purchase price of the 3M product. **Except where prohibited by law, 3M will not be liable for any loss or damage arising from this 3M product, whether direct, indirect, special, incidental or consequential regardless of the legal theory asserted.**

# 3M

### Electrical Products Division

6801 River Place Blvd.  
Austin, TX 78726-9000  
<http://www.3M.com/elpd>

Litho in USA.  
© 3M 2002 78-8126-0862-4-A