



AMPOWER Quick Disconnect Terminals for Traction Motor and Car Body Leads

Product Facts

- Standard interface, allows terminal to mate with existing disconnects
- Crimp style terminals marked with standard R.R. cable designations and commercial wire range
- Pin and groove or tongue and groove design for fast positive terminal engagement with complete detachability
- Silver-plated Quick Disconnect Terminals withstand higher temperatures and offer greater conductivity corrosion protection
- Crimp with standard AMP hydraulic power units, heads and die sets



Material: Body and Pins - Brass per QQ-B-626

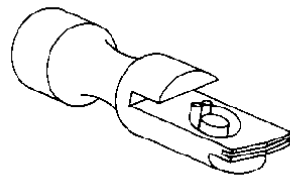
Finish: Silver plated per QQ-S-365

The AMPOWER Quick Disconnect terminals have been specifically designed for use in the transportation industry since they provide a highly reliable and economic means of terminating large power cables and leads. They are ideally suited for a variety of applications such as motors, generators, transformers plus numerous other electrical equipment subjected to shock and vibration as well as long, continuous periods of operation. These terminals combine a number of features to offer

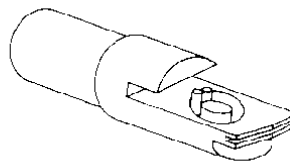
maximum flexibility and reliability to a consistently lower installed cost. Included are: a unique pin and groove design for fast, positive terminal engagement with complete detachability, heavy duty brass construction with silver plating for high strength and excellent resistance against vibration...without sacrificing any current-carrying capacity; wide selection of available sizes for accommodating a wire range for No. 1/0 AWG to 500 MCM; ability to accept multiple conductors of

various types—stranded, solid or combinations of both; and an extended bell-mouth cable entry for small and medium cable sizes that permits easy insertion of leads and also gives added support for the terminated lead.

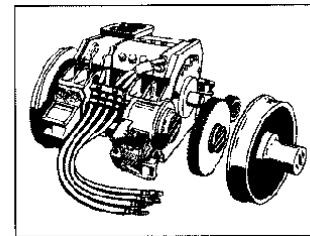
For ease and speed of application at the lowest installed cost, all AMPOWER quick disconnect terminals are terminated in the AMP hydraulic DYNA-CRIMP tools.



Style A



Style B



Style	Wire Size		Max Ins. Dia.	Terminal Part No.	Used with 69120-1 or 122271-1 Hydraulic Power Unit	
	Commercial	Railroad			Head No.	Die Set No.
A	1/0	275/24	.664 [16.87]	52594-1	69099	68200-1
A	2/0	325/24	.750 [19.05]	52595-1	69099	68201-1
A	3/0	450/24	.820 [20.83]	52596-1	69099	68202-1
A	250 MCM	650/24	1.060 [26.92]	53446-1	69099	68203-1
A	350 MCM	925/24	1.240 [31.50]	53447-1	69082	68204-1
B	400 MCM	1100/24	—	53434-1	69082	68332-1
B	500 MCM	1325/24	—	53435-1	69082	68206-1

Specifications
subject to change.

1-800-522-6752
Product Information Center/AMP FAX Service

1-800-722-1111
Tooling Assistance Center